

MASTERCOPY

**CENTRAL UNIVERSITY OF SOUTH BIHAR**

**दक्षिण बिहार केन्द्रीय विश्वविद्यालय, पटना**

---



---

**ANNUAL ACCOUNTS**

**2014-15**



# INDEX

| SL. NO. | PARTICULARS  | PAGE REF. |
|---------|--|-----------|
| 1       | BALANCE SHEET AS ON 31.03.2015   | 1         |
| 2       | INCOME & EXPENDITURE ACCOUNT FOR THE YEAR ENDED 31.03.2015             | 2         |
| 3       | SCHEDULE-1 CORPUS/CAPITAL FUND   | 3         |
| 4       | SCHEDULE-2 DESIGNATED/EARMARKED FUND                                   | 4         |
| 5       | SCHEDULE-2A ENDOWMENT FUNDS  | 5         |
| 6       | SCHEDULE-3 CURRENT LIABILITIES & PROVISIONS                            | 6         |
| 7       | SCHEDULE-3A SPONSORED PROJECT  | 7         |
| 8       | SCHEDULE-3A (i) UNUTILIZED PROJECT GRANT FROM UGC, GOI & STATE GOVT    | 8-15      |
| 9       | SCHEDULE-3B FELLOWSHIP & SCHOLARSHIP                                   | 16        |
| 10      | SCHEDULE-3C UNUTILIZED GRANT FROM UGC, GOI & STATE GOVT                | 17        |
| 11      | SCHEDULE-4 FIXED ASSETS  | 18        |
| 12      | SCHEDULE-4A PLAN   | 19        |
| 13      | SCHEDULE-4B NON PLAN   | 20        |
| 14      | SCHEDULE-4C INTANGIBLE ASSETS  | 20        |
| 15      | SCHEDULE-4C(I) PATENTS AND COPYRIGHTS                                  | 21        |
| 16      | SCHEDULE-4D OTHERS   | 22        |
| 17      | DEPRECIATION CALCULATION SHEET   | 23-24     |
| 18      | SCHEDULE-5 INVESTMENT FROM EARMARKED/ENDOWMENT FUND                    | 25        |
| 19      | SCHEDULE-5A INVESTMENT FROM EARMARKED/ENDOWMENT FUND (FUND WISE)       | 25        |
| 20      | SCHEDULE-6 INVESTMENT OTHERS   | 25        |
| 21      | SCHEDULE-7 CURRENT ASSETS  | 26        |
| 22      | SCHEDULE-8 LOANS, ADVANCES & DEPOSITS                                  | 27        |
| 23      | SCHEDULE-9 ACADEMIC RECEIPTS   | 28        |
| 24      | SCHEDULE-10 GRANTS/SUBSIDIES (IRREVOCABLE GRANTS & SUBSIDIES RECEIVED) | 29        |
| 25      | SCHEDULE-11 INCOME FROM INVESTMENT                                     | 30        |
| 26      | SCHEDULE-12 INTEREST EARNED  | 30        |
| 27      | SCHEDULE-13 OTHER INCOME   | 31        |
| 29      | SCHEDULE-14 PRIOR PERIOD INCOME  | 31        |
| 30      | SCHEDULE-15 STAFF PAYMENTS & BENEFITS (ESTABLISHMENT EXPENSES)         | 32        |
| 31      | SCHEDULE-16 ACADEMIC EXPENSE   | 32        |
| 32      | SCHEDULE-15A EMPLOYEES RETIREMENT AND TERMINAL BENEFITS                | 33        |
| 33      | SCHEDULE-17 ADMINISTRATIVE EXPENSES                                    | 34        |
| 34      | SCHEDULE-18 TRANSPORTATION EXPENSES                                    | 34        |
| 35      | SCHEDULE-19 REPAIRS & MAINTENANCE                                      | 35        |
| 36      | SCHEDULE-20 FINANCE COSTS  | 35        |
| 37      | SCHEDULE-21 OTHER EXPENSES   | 35        |
| 38      | SCHEDULE-22 PRIOR PERIOD EXPENSES                                      | 35        |



|    |  |       |
|----|--|-------|
| 39 | SCHEDULE-23 NOTES ON ACCOUNTS AND SIGNIFICANT ACCOUNTING POLICY        | 36-39 |
| 40 | SCHEDULE-24 CONTIGENT LIABILITY AND NOTES ON ACCOUNTS                  | 40-42 |
| 41 | NOTE-1 OTHER LIABILITIES   | 43    |
| 42 | NOTE-2 STATUTORY LIABILITIES   | 44    |
| 43 | NOTE-3 SECURITY DEPOSIT PAID   | 45    |
| 44 | NOTE-4 OTHER ADVANCE   | 45    |
| 45 | NOTE-5 ADVANCE TO SUPPLIER   | 46    |
| 46 | NOTE-6 SECURITY DEPOSIT RECEIVED                                       | 47    |
| 47 | NOTE-7 BALANCE WITH BANK ON TERM DEPOSIT ACCOUNT                       | 48    |
| 48 | NOTE-8 BALANCE WITH BANK ON SAVINGS ACCOUNT                            | 48-49 |
| 49 | RECEIPT & PAYMENTS ACCOUNT FROM 01.04.2014 TO 31.03.2015               | 50-54 |
| 50 | RECEIPT & PAYMENTS ACCOUNT OF NPS TIER 1 FROM 01.04.2014 TO 31.03.2015 | 55    |



**CENTRAL UNIVERSITY OF SOUTH BIHAR**

**BALANCE SHEET AS AT 31st MARCH 2015**

(Amount in Rs.)

| SOURCES OF FUNDS  | Sched<br>ule | Current Year |                          | Previous Year |                          |
|---|--------------|--------------|--------------------------|---------------|--------------------------|
|   |              | (2014-15)    |                          | (2013-14)     |                          |
| CORPUS / CAPITAL FUND                                   | 1            | ₹            | 66,55,58,699.10          | ₹             | 42,00,79,680.93          |
| DESIGNATED /EARMARKED FUNDS                             | 2            | ₹            | -                        | ₹             | -                        |
| CURRENT LIABILITES & PROVISIONS                         | 3            | ₹            | 96,37,77,979.30          | ₹             | 58,36,50,011.06          |
| <b>TOTAL</b>  |              | ₹            | <b>1,62,93,36,678.40</b> | ₹             | <b>1,00,37,29,691.99</b> |
| APPLICATION OF FUNDS                                    | Sched<br>ule | Current Year |                          | Previous Year |                          |
|   |              | (2014-15)    |                          | (2013-14)     |                          |
| <b>FIXED ASSETS</b>                                     | 4            |              |                          |               |                          |
| Tangible Assets   |              | ₹            | 37,31,46,080.33          | ₹             | 35,64,95,964.78          |
| Intangible Assets                                       |              | ₹            | 6,43,851.60              | ₹             | -                        |
| Capital Work In Progress                                |              | ₹            | 17,98,78,594.00          | ₹             | -                        |
| <b>INVESTMENTS FROM EARMARKED /<br/>ENDOWMENT FUND</b>  | 5            |              |                          |               |                          |
| Long Term   |              | ₹            | -                        | ₹             | -                        |
| Short Term  |              | ₹            | -                        | ₹             | -                        |
| <b>INVESTMENTS - OTHERS</b>                             | 6            |              |                          |               |                          |
| <b>CURRENT ASSETS</b>                                   | 7            | ₹            | 1,03,21,03,394.72        | ₹             | 59,90,69,517.67          |
| <b>LOANS, ADVANCES &amp; DEPOSITS</b>                   | 8            | ₹            | 4,35,64,757.75           | ₹             | 4,81,64,209.54           |
| <b>TOTAL</b>  |              | ₹            | <b>1,62,93,36,678.40</b> | ₹             | <b>1,00,37,29,691.99</b> |
| <b>SIGNIFICANT ACCOUNTING POLICIES</b>                  | 23           |              |                          |               |                          |
| <b>CONTINGENT LIABILITIES AND NOTES TO<br/>ACCOUNTS</b> | 24           |              |                          |               |                          |

*N. Joshi*  
( Nishant Joshi )  
Section Officer(F&A)

*Praveen Kumar*  
( Praveen Kumar )  
Astt Registrar(F&A)

*B.K. Pandey*  
( CMA B.K. Pandey )  
Finance officer






**CENTRAL UNIVERSITY OF SOUTH BIHAR**  
**INCOME & EXPENDITURE ACCOUNT FOR THE YEAR ENDED ON 31.03.2015**

(Amount in Rs.)

| Particulars  | Schedule            | Current Year<br>(2014-15) |                  |                   |                 |                   | Previous year<br>(2013-14) |
|--|---------------------|---------------------------|------------------|-------------------|-----------------|-------------------|----------------------------|
|  |                     | Unrestricted Funds        |                  |                   | Restricted Fund | Total             | Total Amount               |
|  |                     | Corpus                    | Designated Funds | General Funds     |                 |                   |                            |
| <b>INCOME</b>  |                     |                           |                  |                   |                 |                   |                            |
| Academic Receipts  | 9                   | ₹ -                       | ₹ -              | ₹ 1,32,33,675.00  | ₹ -             | ₹ 1,32,33,675.00  | ₹ 95,95,243.00             |
| Grants / Subsidies   | 10                  | ₹ -                       | ₹ -              | ₹ 16,41,56,419.35 | ₹ -             | ₹ 16,41,56,419.35 | ₹ 15,30,80,733.15          |
| Income from Investments  | 11                  | ₹ -                       | ₹ -              | ₹ -               | ₹ -             | ₹ -               | ₹ -                        |
| Interest Earned  | 12                  | ₹ -                       | ₹ -              | ₹ 3,27,61,127.02  | ₹ -             | ₹ 3,27,61,127.02  | ₹ 1,08,76,446.21           |
| Other Incomes  | 13                  | ₹ -                       | ₹ -              | ₹ 21,50,201.00    | ₹ -             | ₹ 21,50,201.00    | ₹ 40,95,026.60             |
| Prior Period Income  | 14                  | ₹ -                       | ₹ -              | ₹ 1,61,454.00     | ₹ -             | ₹ 1,61,454.00     | ₹ -                        |
| <b>TOTAL (A)</b>   |                     | ₹ -                       | ₹ -              | ₹ 21,24,62,876.37 | ₹ -             | ₹ 21,24,62,876.37 | ₹ 17,76,47,448.96          |
| <b>EXPENDITURE</b>   |                     |                           |                  |                   |                 |                   |                            |
| Staff Payments and Benefits  | 15                  | ₹ -                       | ₹ -              | ₹ 10,43,63,528.00 | ₹ -             | ₹ 10,43,63,528.00 | ₹ 8,29,01,205.00           |
| (Establishment Expenses)   |                     |                           |                  |                   |                 |                   |                            |
| Academic Expenses  | 16                  | ₹ -                       | ₹ -              | ₹ 1,32,01,556.00  | ₹ -             | ₹ 1,32,01,556.00  | ₹ 1,37,82,452.00           |
| Administrative and General Expenses                                  | 17                  | ₹ -                       | ₹ -              | ₹ 4,15,57,667.00  | ₹ -             | ₹ 4,15,57,667.00  | ₹ 5,05,72,636.70           |
| Transportation Expenses  | 18                  | ₹ -                       | ₹ -              | ₹ 28,66,926.55    | ₹ -             | ₹ 28,66,926.55    | ₹ 37,73,794.00             |
| Repairs & Maintenance  | 19                  | ₹ -                       | ₹ -              | ₹ 16,48,794.00    | ₹ -             | ₹ 16,48,794.00    | ₹ 20,14,180.00             |
| Finance Costs  | 20                  | ₹ -                       | ₹ -              | ₹ 87,667.80       | ₹ -             | ₹ 87,667.80       | ₹ 36,465.45                |
| Other Expenses   | 21                  | ₹ -                       | ₹ -              | ₹ -               | ₹ -             | ₹ -               | ₹ -                        |
| Prior Period Expenses  | 22                  | ₹ -                       | ₹ -              | ₹ 4,30,280.00     | ₹ -             | ₹ 4,30,280.00     | ₹ -                        |
| <b>TOTAL (B)</b>   |                     | ₹ -                       | ₹ -              | ₹ 16,41,56,419.35 | ₹ -             | ₹ 16,41,56,419.35 | ₹ 15,30,80,733.15          |
| <b>Depreciation (During the Year) (C)</b>                            | 4                   | ₹ -                       | ₹ -              | ₹ 2,22,89,699.85  | ₹ -             | ₹ 2,22,89,699.85  | ₹ 1,89,59,007.20           |
| Excess of Expenditure over Income {A-(B+C)}                          |                     | ₹ -                       | ₹ -              | ₹ 2,60,16,757.17  | ₹ -             | ₹ 2,60,16,757.17  | ₹ 56,07,708.61             |
| Excess Depreciation Claimed due to change in accounting policy (D)   | Refer Dep. Schedule | ₹ -                       | ₹ -              | ₹ -               | ₹ -             | ₹ -               | ₹ -1,55,71,295.23          |
| Prior Period Item (Reversal of Depreciation Claimed in earlier year) |                     | ₹ -                       | ₹ -              | ₹ -               | ₹ -             | ₹ -               | ₹ 7,74,862.00              |
| <b>Balance being Surplus (Deficit) Carried to Capital Funds</b>      |                     | ₹ -                       | ₹ -              | ₹ 2,60,16,757.17  | ₹ -             | ₹ 2,60,16,757.17  | ₹ 2,19,53,865.84           |
| Transfer to / from Designated fund                                   |                     |                           |                  |                   |                 |                   |                            |
| Building fund  |                     |                           |                  |                   |                 |                   |                            |
| Others (specify)   |                     |                           |                  |                   |                 |                   |                            |
| <b>SIGNIFICANT ACCOUNTING</b>  | 23                  |                           |                  |                   |                 |                   |                            |
| <b>AND NOTES TO ACCOUNTS</b>   | 24                  |                           |                  |                   |                 |                   |                            |

  
(Nishant Joshi)  
Section Officer(F&A)

  
(Praveen Kumar)  
Asst Registrar(F&A)

  
(CMA B.K. Pandey)  
Finance officer



**CENTRAL UNIVERSITY OF SOUTH BIHAR**  
**SCHEDULE FORMING PART OF THE BALANCE SHEET AS AT 31.03.2015**

**SCHEDULE -1**  
**CORPUS/CAPITAL FUND**

| Particulars  | (Amount in Rs.)           |                            |
|--|---------------------------|----------------------------|
|  | Current Year<br>(2014-15) | Previous Year<br>(2013-14) |
| Balance as at the beginning of the year  | ₹ 42,00,79,680.93         | ₹ 11,00,41,920.87          |
| Add : Grants from UGC/Govt. of India/State Government Utilized for Capital Expenditure during the year | ₹ 21,94,62,261.00         | ₹ 28,80,83,894.22          |
| Add: Assets Purchased out of Corpus Fund & Earmarked Funds   | ₹ -                       | ₹ -                        |
| Add: Assets Purchased out of sponsored projects, where ownership vests in the institution              | ₹ -                       | ₹ -                        |
| Add: Assets Donated/Gifts Received   | ₹ -                       | ₹ -                        |
| Add: Other additions   | ₹ -                       | ₹ -                        |
| <b>Total</b>   | <b>₹ 63,95,41,941.93</b>  | <b>₹ 39,81,25,815.09</b>   |
| Add: Excess of Income over expenditure from the Income & expenditure account                           | ₹ 2,60,16,757.17          | ₹ 2,19,53,865.84           |
| <b>Total</b>   | <b>₹ 66,55,58,699.10</b>  | <b>₹ 42,00,79,680.93</b>   |
| (Deduct) : Deficit transferred from the Income & expenditure Account                                   | ₹ -                       | ₹ -                        |
| <b>Balance at the year end</b>   | <b>₹ 66,55,58,699.10</b>  | <b>₹ 42,00,79,680.93</b>   |

*Nishant Joshi*  
**( Nishant Joshi )**  
**Section Officer(F&A)**

*Praveen Kumar*  
**( Praveen Kumar )**  
**Astt Registrar(F&A)**

*B.K. Pandey*  
**( CMA B.K. Pandey )**  
**Finance officer**



**SCHEDULE 2**  
**DESIGNATED/EARMARKED/ENDOWMENT FUNDS**

| Particulars   | FUND WISE BREAK UP |         |         |         | TOTAL                  |                         |
|---|--------------------|---------|---------|---------|------------------------|-------------------------|
|   | FUND AA            | FUND BB | FUND CC | FUND DD | Current Year (2014-15) | Previous Year (2013-14) |
|   |                    |         |         |         |                        |                         |
| <b>A.</b>   |                    |         |         |         |                        |                         |
| a) Opening balance                                  | ₹ -                | ₹ -     | ₹ -     | ₹ -     | ₹ -                    | ₹ -                     |
| b) Additions during the year                        | ₹ -                | ₹ -     | ₹ -     | ₹ -     | ₹ -                    | ₹ -                     |
| c) Income from Investment made of the funds         | ₹ -                | ₹ -     | ₹ -     | ₹ -     | ₹ -                    | ₹ -                     |
| d) Accrued interest on investments Advances         | ₹ -                | ₹ -     | ₹ -     | ₹ -     | ₹ -                    | ₹ -                     |
| e) Interest on Savings Bank a/c                     | ₹ -                | ₹ -     | ₹ -     | ₹ -     | ₹ -                    | ₹ -                     |
| f) Other Additions(sepcify nature)                  | ₹ -                | ₹ -     | ₹ -     | ₹ -     | ₹ -                    | ₹ -                     |
| <b>TOTAL (A)</b>                                    | ₹ -                | ₹ -     | ₹ -     | ₹ -     | ₹ -                    | ₹ -                     |
| <b>B.</b>   |                    |         |         |         |                        |                         |
| Utilisation/Expenditure towards objectives of funds | ₹ -                | ₹ -     | ₹ -     | ₹ -     | ₹ -                    | ₹ -                     |
| i. Capital Expenditure                              | ₹ -                | ₹ -     | ₹ -     | ₹ -     | ₹ -                    | ₹ -                     |
| ii. Revenue Expenditure                             | ₹ -                | ₹ -     | ₹ -     | ₹ -     | ₹ -                    | ₹ -                     |
| <b>TOTAL (B)</b>                                    | ₹ -                | ₹ -     | ₹ -     | ₹ -     | ₹ -                    | ₹ -                     |
| <b>Closing balance at the year end (A - B)</b>      | XX                 | YY      | ZZ      | LL      | ₹ -                    | ₹ -                     |
| <b>Represented by</b>                               |                    |         |         |         |                        |                         |
| Cash and Bank Balances                              | ₹ -                | ₹ -     | ₹ -     | ₹ -     | ₹ -                    | ₹ -                     |
| Investments   | ₹ -                | ₹ -     | ₹ -     | ₹ -     | ₹ -                    | ₹ -                     |
| Interest accrued but not due                        | ₹ -                | ₹ -     | ₹ -     | ₹ -     | ₹ -                    | ₹ -                     |
| <b>TOTAL</b>  | XX                 | YY      | ZZ      | LL      | ₹ -                    | ₹ -                     |

*Nishant Joshi*  
( Nishant Joshi )  
Section Officer(F&A)

*Praveen Kumar*  
( Praveen Kumar )  
Asst Registrar(F&A)

*B.K. Pandey*  
( CMA B.K. Pandey )  
Finance officer



**SCHEDULE 2A**  
**ENDOWMENT FUNDS**

(Amount in Rs.)

| 1.<br>Sr<br>No. | 2.<br>Name of the<br>Endowment | Opening Balance |                                | Additions during the year |                | Total                    |   | Expenditure on<br>the object<br>during the year<br>9 | Closing Balance  |                                 | Total<br>(10+11) |
|-----------------|--------------------------------|-----------------|--------------------------------|---------------------------|----------------|--------------------------|---|--|------------------|---------------------------------|------------------|
|                 |                                | 3.<br>Endowment | 4.<br>Accumulate<br>d Interest | 5.<br>Endowment           | 6.<br>Interest | 7.<br>Endowment<br>(3+5) | 8.<br>Accumulate<br>d Interest<br>(4+6) |  | 10.<br>Endowment | 11.<br>Accumulat<br>ed Interest |                  |
|                 |                                | ₹ -             | ₹ -                            | ₹ -                       | ₹ -            | ₹ -                      | ₹ -                                     | ₹ -  | ₹ -              | ₹ -                             | ₹ -              |
|                 |                                | ₹ -             | ₹ -                            | ₹ -                       | ₹ -            | ₹ -                      | ₹ -                                     | ₹ -  | ₹ -              | ₹ -                             | ₹ -              |
|                 |                                | ₹ -             | ₹ -                            | ₹ -                       | ₹ -            | ₹ -                      | ₹ -                                     | ₹ -  | ₹ -              | ₹ -                             | ₹ -              |
|                 |                                | ₹ -             | ₹ -                            | ₹ -                       | ₹ -            | ₹ -                      | ₹ -                                     | ₹ -  | ₹ -              | ₹ -                             | ₹ -              |
|                 | <b>Total</b>                   | ₹ -             | ₹ -                            | ₹ -                       | ₹ -            | ₹ -                      | ₹ -                                     | ₹ -  | ₹ -              | ₹ -                             | ₹ -              |

  
( Nishant Joshi )  
Section Officer(F&A)

  
( Praveen Kumar )  
Astt Registrar(F&A)

  
( CMA B.K. Pandey )  
Finance officer





**CENTRAL UNIVERSITY OF BIHAR**  
**SCHEDULE FORMING PART OF THE BALANCE SHEET AS AT 31.03.2015**

**SCHEDULE 3**  
**CURRENT LIABILITIES & PROVISIONS**

| Particulars  | (Amount in Rs.)           |                            |
|--|---------------------------|----------------------------|
|  | Current Year<br>(2014-15) | Previous Year<br>(2013-14) |
| <b>A. CURRENT LIABILITIES</b>                              |                           |                            |
| 1. Deposits from Staff                                     | ₹ -                       | ₹ -                        |
| 2. Deposits from Students                                  | ₹ 13,56,000.00            | ₹ 8,79,000.00              |
| 3. Sundry Creditors  | ₹ -                       | ₹ -                        |
| a) For Goods & Services                                    |                           |                            |
| b) Others  |                           |                            |
| 4. Deposit-Others (including EMD, Security Deposit)        | ₹ -                       | ₹ -                        |
| 5. Statutory Liabilities (GPF, TDS, WC Tax, CPF, GIS, NPS) |                           |                            |
| a) Overdue   | ₹ -                       | ₹ -                        |
| b) Others (Refer Note - 2)                                 | ₹ 46,73,723.00            | ₹ 17,98,362.00             |
| 6. Other Current Liabilities                               |                           |                            |
| a) Salaries and Wages                                      | ₹ 69,40,064.40            | ₹ 80,40,827.40             |
| b) Receipts against sponsored projects (Sch-3A(i))         | ₹ 2,30,57,916.42          | ₹ 2,03,84,826.83           |
| c) Receipts against sponsored fellowships & scholarship    | ₹ -                       | ₹ -                        |
| d) Unutilised Grants (Sch-3C)                              | ₹ 91,32,32,661.48         | ₹ 54,70,62,492.83          |
| e) Grants in advance                                       | ₹ -                       | ₹ -                        |
| f) Other fund  | ₹ -                       | ₹ -                        |
| g) Other liabilities (Note - 1)                            | ₹ 9,14,617.00             | ₹ 46,31,330.00             |
| 8. Security Deposit Received (Suppliers) (Note-6)          | ₹ 9,44,000.00             | ₹ 8,53,172.00              |
| <b>TOTAL (A)</b>   | <b>₹ 95,11,18,982.30</b>  | <b>₹ 58,36,50,011.06</b>   |
| <b>B. PROVISIONS</b>                                       |                           |                            |
| 1. Taxation  | ₹ -                       | ₹ -                        |
| 2. Gratuity (Deputationist)                                | ₹ 1,18,153.00             | ₹ -                        |
| 3. Pension Contribution (Deputationist)                    | ₹ 3,50,188.00             | ₹ -                        |
| 4. Leave Salary Contribution (Deputationist)               | ₹ 3,29,961.00             | ₹ -                        |
| 5. Expenses Payable (Accrued Expenses payable)             | ₹ 1,18,60,695.00          | ₹ -                        |
| 6. Trade Warranties/Claims                                 | ₹ -                       | ₹ -                        |
| 7. Others (specify)  | ₹ -                       | ₹ -                        |
| <b>TOTAL (B)</b>   | <b>₹ 1,26,58,997.00</b>   | <b>₹ -</b>                 |
| <b>TOTAL (A+B)</b>   | <b>₹ 96,37,77,979.30</b>  | <b>₹ 58,36,50,011.06</b>   |

*Nishant Joshi*  
( Nishant Joshi )  
Section Officer(F&A)

*Praveen Kumar*  
( Praveen Kumar )  
Asst Registrar(F&A)

*B.K. Pandey*  
( CMA B.K. Pandey )  
Finance officer




**SCHEDULE 3 A**  
**SPONSORED PROJECT**

(Amount in Rs.)

| 1.<br>Sr<br>No. | 2.<br>Name of the project | Opening Balance |             | 5.<br>Receipt/recovery<br>during the year | 6.<br>Total | 7.<br>Expenditure on<br>the object during<br>the year | Closing Balance |             |
|-----------------|---------------------------|-----------------|-------------|---|-------------|---|-----------------|-------------|
|                 |                           | 3.<br>Credit    | 4.<br>Debit |   |             |   | 8.<br>Credit    | 9.<br>debit |
|                 |                           | ₹ -             | ₹ -         | ₹ -                                       | ₹ -         | ₹ -   | ₹ -             | ₹ -         |
|                 |                           | ₹ -             | ₹ -         | ₹ -                                       | ₹ -         | ₹ -   | ₹ -             | ₹ -         |
|                 |                           | ₹ -             | ₹ -         | ₹ -                                       | ₹ -         | ₹ -   | ₹ -             | ₹ -         |
|                 |                           | ₹ -             | ₹ -         | ₹ -                                       | ₹ -         | ₹ -   | ₹ -             | ₹ -         |
|                 | <b>Total</b>              | ₹ -             | ₹ -         | ₹ -                                       | ₹ -         | ₹ -   | ₹ -             | ₹ -         |

Refer 3A(I)

  
( Nishant Joshi )  
Section Officer(F&A)

  
( Praveen Kumar )  
Asst Registrar(F&A)

  
( CMA B.K. Pandey )  
Finance officer



Schedule 3 A(i)

Unutilised project grants from UGC, Government of India and State Government

(Amount in Rs.)

| Particulars   | Current Year          | Previous Year         |
|---|-----------------------|-----------------------|
|   | 2014-15               | 2013-14               |
| <b>CUB/RP/1 (DR. P. P. SARTHI/SERB DST PROJECT)</b>       |                       |                       |
| Balance B/F   | ₹ 14,69,453.83        | ₹ -                   |
| Add: Receipts during the year                             | ₹ 1,99,606.00         | ₹ 16,20,696.00        |
| <b>Total (a)</b>  | <b>₹ 16,69,059.83</b> | <b>₹ 16,20,696.00</b> |
| Less: utilized for Revenue expr                           | ₹ 3,70,252.00         | ₹ 1,63,382.00         |
| Less: utilized for Capital expr.                          | ₹ -                   | ₹ -                   |
| <b>Total (b)</b>  | <b>₹ 3,70,252.00</b>  | <b>₹ 1,63,382.00</b>  |
| <b>Add: Interest Earned(c)</b>                            | <b>₹ 27,580.59</b>    | <b>₹ 12,139.83</b>    |
| <b>Unutilized carried forward Total (a+c-b)</b>           | <b>₹ 13,26,388.42</b> | <b>₹ 14,69,453.83</b> |
| <b>CUB/RP/2 (DR. ANTRESH KUMAR/SERB DST PROJECT)</b>      |                       |                       |
| Balance B/F   | ₹ 6,12,137.00         | ₹ -                   |
| Add: Receipts during the year                             | ₹ 5,00,000.00         | ₹ 7,69,369.00         |
| <b>Total (a)</b>  | <b>₹ 11,12,137.00</b> | <b>₹ 7,69,369.00</b>  |
| Less: utilized for Revenue expr                           | ₹ 3,05,723.00         | ₹ 1,67,002.00         |
| Less: utilized for Capital expr.                          | ₹ -                   | ₹ -                   |
| <b>Total (b)</b>  | <b>₹ 3,05,723.00</b>  | <b>₹ 1,67,002.00</b>  |
| <b>Add: Interest Earned(c)</b>                            | <b>₹ 16,542.00</b>    | <b>₹ 9,770.00</b>     |
| <b>Unutilized carried forward Total (a+c-b)</b>           | <b>₹ 8,22,956.00</b>  | <b>₹ 6,12,137.00</b>  |
| <b>CUB/RP/3 (DR. AMIT KR. MISRA/START UP GRANT UGC)</b>   |                       |                       |
| Balance B/F   | ₹ 5,47,516.00         | ₹ 5,40,000.00         |
| Receipts during the year                                  | ₹ -                   | ₹ -                   |
| <b>Total (a)</b>  | <b>₹ 5,47,516.00</b>  | <b>₹ 5,40,000.00</b>  |
| Less: Utilized for Revenue expr.                          | ₹ -                   | ₹ -                   |
| Less: utilized for capital expr.                          | ₹ -                   | ₹ -                   |
| <b>Total (b)</b>  | <b>₹ -</b>            | <b>₹ -</b>            |
| Add: Interest Earned (c)                                  | ₹ 22,119.00           | ₹ 7,516.00            |
| <b>Unutilized carried forward Total (a+c-b)</b>           | <b>₹ 5,69,635.00</b>  | <b>₹ 5,47,516.00</b>  |
| <b>CUB/RP/4 (DR. RAJESH KR RANJAN/START UP GRANT UGC)</b> |                       |                       |
| Balance B/F   | ₹ 3,75,884.00         | ₹ 5,40,000.00         |
| Add: Receipts during the year                             | ₹ -                   | ₹ -                   |
| <b>Total (a)</b>  | <b>₹ 3,75,884.00</b>  | <b>₹ 5,40,000.00</b>  |
| Less: Refund  | ₹ -                   | ₹ -                   |
| Less: utilized for Revenue expr                           | ₹ 40,702.00           | ₹ 74,338.00           |
| Less: utilized for Capital expr.                          | ₹ 14,977.00           | ₹ 96,705.00           |
| <b>Total (b)</b>  | <b>₹ 55,679.00</b>    | <b>₹ 1,71,043.00</b>  |
| Add: Interest Earned (c)                                  | ₹ 13,496.00           | ₹ 6,927.00            |
| <b>Unutilized carried forward Total (a+c-b)</b>           | <b>₹ 3,33,701.00</b>  | <b>₹ 3,75,884.00</b>  |
| <b>CUB/RP/5 (DR. VIVEK KR JAIN/START UP GRANT UGC)</b>    |                       |                       |
| Balance B/F   | ₹ 5,05,241.00         | ₹ 5,40,000.00         |
| Add: Receipts during the year                             | ₹ -                   | ₹ -                   |
| <b>Total (a)</b>  | <b>₹ 5,05,241.00</b>  | <b>₹ 5,40,000.00</b>  |
| Less: utilized for Revenue expr                           | ₹ -                   | ₹ 24,788.00           |
| Less: utilized for Capital expr.                          | ₹ -                   | ₹ 17,000.00           |
| <b>Total (b)</b>  | <b>₹ -</b>            | <b>₹ 41,788.00</b>    |
| Add: Interest Earned (c)                                  | ₹ 20,416.00           | ₹ 7,029.00            |
| <b>Unutilized carried forward Total (a+c-b)</b>           | <b>₹ 5,25,657.00</b>  | <b>₹ 5,05,241.00</b>  |

*H. P. S.*

*Praveen Kumar*

*L*



Schedule 3 A(i)

Unutilised project grants from UGC, Government of India and State Government

(Amount in Rs.)

| Particulars   | Current Year         | Previous Year        |
|---|----------------------|----------------------|
|   | 2014-15              | 2013-14              |
| <b>CUB/RP/6 (DR. JITENDRA KR/ START UP GRANT UGC)</b>       |                      |                      |
| Balance B/F   | ₹ 5,47,516.00        | ₹ -                  |
| Add: Receipts during the year                               | ₹ -                  | ₹ 5,40,000.00        |
| <b>Total (a)</b>  | <b>₹ 5,47,516.00</b> | <b>₹ 5,40,000.00</b> |
| Less: Refund  | ₹ 5,47,516.00        |                      |
| Less: utilized for Revenue expr                             | ₹ -                  | ₹ -                  |
| Less: utilized for Capital expr.                            | ₹ -                  | ₹ -                  |
| <b>Total (b)</b>  | <b>₹ 5,47,516.00</b> | <b>₹ -</b>           |
| <b>Add: Interest Earned (c)</b>                             | <b>₹ 2,081.00</b>    | <b>₹ 7,516.00</b>    |
| <b>Unutilized carried forward Total (a+c-b)</b>             | <b>₹ 2,081.00</b>    | <b>₹ 5,47,516.00</b> |
| <b>CUB/RP/7 (DR ROUSHAN KR/ START UP GRANT UGC)</b>         |                      |                      |
| Balance B/F   | ₹ 5,47,516.00        | ₹ -                  |
| Add: Receipts during the year                               | ₹ -                  | ₹ 5,40,000.00        |
| <b>Total (a)</b>  | <b>₹ 5,47,516.00</b> | <b>₹ 5,40,000.00</b> |
| Less: utilized for Revenue expr                             | ₹ -                  | ₹ -                  |
| Less: utilized for Capital expr.                            | ₹ -                  | ₹ -                  |
| <b>Total (b)</b>  | <b>₹ -</b>           | <b>₹ -</b>           |
| <b>Add: Interest Earned (c)</b>                             | <b>₹ 22,119.00</b>   | <b>₹ 7,516.00</b>    |
| <b>Unutilized carried forward Total (a+c-b)</b>             | <b>₹ 5,69,635.00</b> | <b>₹ 5,47,516.00</b> |
| <b>CUB/RP/8 (DR. RAJESH PRATAP SIN/ START UP GRANT UGC)</b> |                      |                      |
| Balance B/F   | ₹ 5,47,516.00        | ₹ -                  |
| Add: Receipts during the year                               | ₹ -                  | ₹ 5,40,000.00        |
| <b>Total (a)</b>  | <b>₹ 5,47,516.00</b> | <b>₹ 5,40,000.00</b> |
| Less: utilized for Revenue expr                             | ₹ -                  | ₹ -                  |
| Less: utilized for Capital expr.                            | ₹ -                  | ₹ -                  |
| <b>Total (b)</b>  | <b>₹ -</b>           | <b>₹ -</b>           |
| <b>Add: Interest Earned (c)</b>                             | <b>₹ 22,119.00</b>   | <b>₹ 7,516.00</b>    |
| <b>Unutilized carried forward Total (a+c-b)</b>             | <b>₹ 5,69,635.00</b> | <b>₹ 5,47,516.00</b> |
| <b>CUB/RP/9 (DR. DURG VIJAY SINGH/ START UP GRANT UGC)</b>  |                      |                      |
| Balance B/F   | ₹ 5,47,516.00        | ₹ -                  |
| Add: Receipts during the year                               | ₹ -                  | ₹ 5,40,000.00        |
| <b>Total (a)</b>  | <b>₹ 5,47,516.00</b> | <b>₹ 5,40,000.00</b> |
| Less: utilized for Revenue expr                             | ₹ -                  | ₹ -                  |
| Less: utilized for Capital expr.                            | ₹ 99,750.00          | ₹ -                  |
| <b>Total (b)</b>  | <b>₹ 99,750.00</b>   | <b>₹ -</b>           |
| <b>Add: Interest Earned (c)</b>                             | <b>₹ 20,848.00</b>   | <b>₹ 7,516.00</b>    |
| <b>Unutilized carried forward Total (a+c-b)</b>             | <b>₹ 4,68,614.00</b> | <b>₹ 5,47,516.00</b> |
| <b>CUB/RP/10 (DR NITISH KUMAR/ START UP GRANT UGC)</b>      |                      |                      |
| Balance B/F   | ₹ 5,27,236.00        | ₹ -                  |
| Add: Receipts during the year                               | ₹ -                  | ₹ 5,53,300.00        |
| Add: Other Receipt  | ₹ 8,370.00           |                      |
| <b>Total (a)</b>  | <b>₹ 5,35,606.00</b> | <b>₹ 5,53,300.00</b> |
| Less: utilized for Revenue expr                             | ₹ 1,56,853.00        | ₹ 21,105.00          |
| Less: utilized for Capital expr.                            | ₹ 1,29,000.00        | ₹ 12,350.00          |
| <b>Total (b)</b>  | <b>₹ 2,85,853.00</b> | <b>₹ 33,455.00</b>   |
| <b>Add: Interest Earned (c)</b>                             | <b>₹ 16,753.00</b>   | <b>₹ 7,391.00</b>    |
| <b>Unutilized carried forward Total (a+c-b)</b>             | <b>₹ 2,66,506.00</b> | <b>₹ 5,27,236.00</b> |

Hoshi

Raveer, Kumar

L





## Schedule 3 A(i)

## Unutilised project grants from UGC, Government of India and State Government

(Amount in Rs.)

| Particulars  | Current Year  | Previous Year |
|--|---------------|---------------|
|  | 2014-15       | 2013-14       |
| <b>CUB/RP/11 (DR. KRISHNA PRAKASH/ START UP GRANT UGC)</b> |               |               |
| Balance B/F  | ₹ 5,39,341.00 | ₹ -           |
| Add: Receipts during the year                              | ₹ -           | ₹ 5,40,000.00 |
| <b>Total (a)</b>   | ₹ 5,39,341.00 | ₹ 5,40,000.00 |
| Less: utilized for Revenue expr                            | ₹ -           | ₹ 7,772.00    |
| Less: utilized for Capital expr.                           | ₹ 84,319.00   | ₹ -           |
| <b>Total (b)</b>   | ₹ 84,319.00   | ₹ 7,772.00    |
| <b>Add: Interest Earned (c)</b>                            | ₹ 18,712.00   | ₹ 7,113.00    |
| <b>Unutilized carried forward Total (a+c-b)</b>            | ₹ 4,73,734.00 | ₹ 5,39,341.00 |
| <b>CUB/RP/12 (DR. GAUTAM KUMAR/ START UP GRANT UGC)</b>    |               |               |
| Balance B/F  | ₹ 5,47,480.00 | ₹ -           |
| Add: Receipts during the year                              | ₹ -           | ₹ 5,40,000.00 |
| Add: Other Receipts  | ₹ 990.00      |               |
| <b>Total (a)</b>   | ₹ 5,48,470.00 | ₹ 5,40,000.00 |
| Less: utilized for Revenue expr                            | ₹ 5,850.00    | ₹ -           |
| Less: utilized for Capital expr.                           | ₹ 98,952.00   | ₹ -           |
| <b>Total (b)</b>   | ₹ 1,04,802.00 | ₹ -           |
| <b>Add: Interest Earned (c)</b>                            | ₹ 17,956.00   | ₹ 7,480.00    |
| <b>Unutilized carried forward Total (a+c-b)</b>            | ₹ 4,61,624.00 | ₹ 5,47,480.00 |
| <b>CUB/RP/13 (DR. ANTRESH KR./ START UP GRANT UGC)</b>     |               |               |
| Balance B/F  | ₹ 4,22,197.00 | ₹ -           |
| Add: Receipts during the year                              | ₹ -           | ₹ 5,40,000.00 |
| <b>Total (a)</b>   | ₹ 4,22,197.00 | ₹ 5,40,000.00 |
| Less: utilized for Revenue expr                            | ₹ 81,264.00   | ₹ 98,729.00   |
| Less: utilized for Capital expr.                           | ₹ -           | ₹ 25,200.00   |
| <b>Total (b)</b>   | ₹ 81,264.00   | ₹ 1,23,929.00 |
| <b>Add: Interest Earned (c)</b>                            | ₹ 15,671.00   | ₹ 6,126.00    |
| <b>Unutilized carried forward Total (a+c-b)</b>            | ₹ 3,56,604.00 | ₹ 4,22,197.00 |
| <b>CUB/RP/14 (DR. JITENDRA SINGH/ START UP GRANT UGC)</b>  |               |               |
| Balance B/F  | ₹ 5,47,430.00 | ₹ -           |
| Add: Receipts during the year                              | ₹ -           | ₹ 5,40,000.00 |
| <b>Total (a)</b>   | ₹ 5,47,430.00 | ₹ 5,40,000.00 |
| Less: utilized for Revenue expr                            | ₹ 750.00      | ₹ -           |
| Less: utilized for Capital expr.                           | ₹ 93,993.00   | ₹ -           |
| <b>Total (b)</b>   | ₹ 94,743.00   | ₹ -           |
| <b>Add: Interest Earned (c)</b>                            | ₹ 17,736.00   | ₹ 7,430.00    |
| <b>Unutilized carried forward Total (a+c-b)</b>            | ₹ 4,70,423.00 | ₹ 5,47,430.00 |
| <b>CUB/RP/15 (DR. NAMITA RANI DAS/ START UP GRANT UGC)</b> |               |               |
| Balance B/F  | ₹ 5,47,516.00 | ₹ -           |
| Add: Receipts during the year                              | ₹ -           | ₹ 5,40,000.00 |
| <b>Total (a)</b>   | ₹ 5,47,516.00 | ₹ 5,40,000.00 |
| Less: utilized for Revenue expr                            | ₹ -           | ₹ -           |
| Less: utilized for Capital expr.                           | ₹ -           | ₹ -           |
| <b>Total (b)</b>   | ₹ -           | ₹ -           |
| <b>Add: Interest Earned (c)</b>                            | ₹ 22,119.00   | ₹ 7,516.00    |
| <b>Unutilized carried forward Total (a+c-b)</b>            | ₹ 5,69,635.00 | ₹ 5,47,516.00 |

Hosh

Raveer Kumar

L



Schedule 3 A(i)

Unutilised project grants from UGC, Government of India and State Government

(Amount in Rs.)

| Particulars   | Current Year          | Previous Year         |
|---|-----------------------|-----------------------|
|   | 2014-15               | 2013-14               |
| <b>CUB/RP/16 (DR. JAWAID AHSAN/ START UP GRANT UGC)</b> |                       |                       |
| Balance B/F   | ₹ 6,01,401.00         | ₹ -                   |
| Add: Receipts during the year                           | ₹ -                   | ₹ 6,00,000.00         |
| <b>Total (a)</b>  | <b>₹ 6,01,401.00</b>  | <b>₹ 6,00,000.00</b>  |
| Less: utilized for Revenue expr                         | ₹ 31,130.00           | ₹ -                   |
| Less: utilized for Capital expr.                        | ₹ 12,500.00           | ₹ -                   |
| <b>Total (b)</b>  | <b>₹ 43,630.00</b>    | <b>₹ -</b>            |
| <b>Add: Interest Earned (c)</b>                         | <b>₹ 22,482.00</b>    | <b>₹ 1,401.00</b>     |
| <b>Unutilized carried forward Total (a+c-b)</b>         | <b>₹ 5,80,253.00</b>  | <b>₹ 6,01,401.00</b>  |
| <b>CUB/RP/17 (DR. MANOJ PANCHAL/START UP GRANT UGC)</b> |                       |                       |
| Balance B/F   | ₹ 6,01,447.00         | ₹ -                   |
| Add: Receipts during the year                           | ₹ -                   | ₹ 6,00,000.00         |
| <b>Total (a)</b>  | <b>₹ 6,01,447.00</b>  | <b>₹ 6,00,000.00</b>  |
| Less: utilized for Revenue expr                         | ₹ -                   | ₹ -                   |
| Less: utilized for Capital expr.                        | ₹ -                   | ₹ -                   |
| <b>Total (b)</b>  | <b>₹ -</b>            | <b>₹ -</b>            |
| <b>Add: Interest Earned (c)</b>                         | <b>₹ 24,299.00</b>    | <b>₹ 1,447.00</b>     |
| <b>Unutilized carried forward Total (a+c-b)</b>         | <b>₹ 6,25,746.00</b>  | <b>₹ 6,01,447.00</b>  |
| <b>CUB/RP/18 (DR. PRASHANT/START UP GRANT UGC)</b>      |                       |                       |
| Balance B/F   | ₹ 6,01,447.00         | ₹ -                   |
| Add: Receipts during the year                           | ₹ -                   | ₹ 6,00,000.00         |
| <b>Total (a)</b>  | <b>₹ 6,01,447.00</b>  | <b>₹ 6,00,000.00</b>  |
| Less: utilized for Revenue expr                         | ₹ 7,295.00            | ₹ -                   |
| Less: utilized for Capital expr.                        | ₹ 30,759.00           | ₹ -                   |
| <b>Total (b)</b>  | <b>₹ 38,054.00</b>    | <b>₹ -</b>            |
| <b>Add: Interest Earned (c)</b>                         | <b>₹ 24,055.00</b>    | <b>₹ 1,447.00</b>     |
| <b>Unutilized carried forward Total (a+c-b)</b>         | <b>₹ 5,87,448.00</b>  | <b>₹ 6,01,447.00</b>  |
| <b>CUB/RP/19 (DR. NITISH KUMAR/SERB DST)</b>            |                       |                       |
| Balance B/F   | ₹ 10,97,197.00        | ₹ -                   |
| Add: Receipts during the year                           | ₹ 3,50,000.00         | ₹ 11,00,000.00        |
| <b>Total (a)</b>  | <b>₹ 14,47,197.00</b> | <b>₹ 11,00,000.00</b> |
| Less: utilized for Revenue expr                         | ₹ 2,32,754.00         | ₹ 5,455.00            |
| Less: utilized for Capital expr.                        | ₹ 74,250.00           | ₹ -                   |
| <b>Total (b)</b>  | <b>₹ 3,07,004.00</b>  | <b>₹ 5,455.00</b>     |
| <b>Add: Interest Earned(c)</b>                          | <b>₹ 42,756.00</b>    | <b>₹ 2,652.00</b>     |
| <b>Unutilized carried forward Total (a+c-b)</b>         | <b>₹ 11,82,949.00</b> | <b>₹ 10,97,197.00</b> |
| <b>CUB/RP/20 (DR. RAM KUMAR DST PROJECT)</b>            |                       |                       |
| Balance T/F from CCCP                                   | ₹ 14,97,000.00        | ₹ -                   |
| Add: Receipts during the year                           | ₹ -                   | ₹ -                   |
| <b>Total (a)</b>  | <b>₹ 14,97,000.00</b> | <b>₹ -</b>            |
| Less: utilized for Revenue expr                         | ₹ 3,15,061.00         | ₹ -                   |
| Less: utilized for Capital expr.                        | ₹ -                   | ₹ -                   |
| <b>Total (b)</b>  | <b>₹ 3,15,061.00</b>  | <b>₹ -</b>            |
| <b>Add: Interest Earned(c)</b>                          | <b>₹ 44,850.00</b>    | <b>₹ -</b>            |
| <b>Unutilized carried forward Total (a+c-b)</b>         | <b>₹ 12,26,789.00</b> | <b>₹ -</b>            |

Hopdy

Raveen Kumar

✓



## Schedule 3 A(i)

## Unutilised project grants from UGC, Government of India and State Government

(Amount in Rs.)

| Particulars                                     | Current Year   | Previous Year |
|---|----------------|---------------|
|   | 2014-15        | 2013-14       |
| <b>CUB/RP/21 (DR. ANTRESH KUMAR/SERB DST 2)</b> |                |               |
| Balance B/F                                     | ₹ 6,01,447.00  | ₹ -           |
| Add: Receipts during the year                   | ₹ -            | ₹ 6,00,000.00 |
| <b>Total (a)</b>                                | ₹ 6,01,447.00  | ₹ 6,00,000.00 |
| Less: utilized for Revenue expr                 | ₹ 1,79,830.00  | ₹ -           |
| Less: utilized for Capital expr.                | ₹ -            | ₹ -           |
| <b>Total (b)</b>                                | ₹ 1,79,830.00  | ₹ -           |
| <b>Add: Interest Earned(c)</b>                  | ₹ 21,367.00    | ₹ 1,447.00    |
| <b>Unutilized carried forward Total (a+c-b)</b> | ₹ 4,42,984.00  | ₹ 6,01,447.00 |
| <b>CUB/RP/22 (DR. PP SARTHI/ IBM PROJECT)</b>   |                |               |
| Balance B/F                                     | ₹ 2,25,542.00  | ₹ -           |
| Add: Receipts during the year                   | ₹ -            | ₹ 2,25,000.00 |
| <b>Total (a)</b>                                | ₹ 2,25,542.00  | ₹ 2,25,000.00 |
| Less: utilized for Revenue expr                 | ₹ 74,941.00    | ₹ -           |
| Less: utilized for Capital expr.                | ₹ -            | ₹ -           |
| <b>Total (b)</b>                                | ₹ 74,941.00    | ₹ -           |
| <b>Add: Interest Earned(c)</b>                  | ₹ 8,471.00     | ₹ 542.00      |
| <b>Unutilized carried forward Total (a+c-b)</b> | ₹ 1,59,072.00  | ₹ 2,25,542.00 |
| <b>CUB/RP/23 (DR. AMIYA PRIYAM SERB)</b>        |                |               |
| Balance T/F from CCCP                           | ₹ 18,35,000.00 | ₹ -           |
| Add: Receipts during the year                   | ₹ -            | ₹ -           |
| <b>Total (a)</b>                                | ₹ 18,35,000.00 | ₹ -           |
| Less: utilized for Revenue expr                 | ₹ 78,272.00    | ₹ -           |
| Less: utilized for Capital expr.                | ₹ -            | ₹ -           |
| <b>Total (b)</b>                                | ₹ 78,272.00    | ₹ -           |
| <b>Add: Interest Earned(c)</b>                  | ₹ 86,888.00    | ₹ -           |
| <b>Unutilized carried forward Total (a+c-b)</b> | ₹ 18,43,616.00 | ₹ -           |
| <b>CUB/RP/24 (DR. AMIYA PRIYAM DST)</b>         |                |               |
| Balance T/F from CCCP                           | ₹ 37,71,000.00 | ₹ -           |
| Add: Receipts during the year                   | ₹ -            | ₹ -           |
| <b>Total (a)</b>                                | ₹ 37,71,000.00 | ₹ -           |
| Less: utilized for Revenue expr                 | ₹ 35,207.00    | ₹ -           |
| Less: utilized for Capital expr.                | ₹ -            | ₹ -           |
| <b>Total (b)</b>                                | ₹ 35,207.00    | ₹ -           |
| <b>Add: Interest Earned(c)</b>                  | ₹ 1,19,920.00  | ₹ -           |
| <b>Unutilized carried forward Total (a+c-b)</b> | ₹ 38,55,713.00 | ₹ -           |
| <b>CUB/RP/25 (DR. LOKENDRA SHARMA DST SERB)</b> |                |               |
| Balance B/F                                     | ₹ -            | ₹ -           |
| Add: Receipts during the year                   | ₹ 6,00,000.00  | ₹ -           |
| <b>Total (a)</b>                                | ₹ 6,00,000.00  | ₹ -           |
| Less: utilized for Revenue expr                 | ₹ 51,124.00    | ₹ -           |
| Less: utilized for Capital expr.                | ₹ -            | ₹ -           |
| <b>Total (b)</b>                                | ₹ 51,124.00    | ₹ -           |
| <b>Add: Interest Earned (c)</b>                 | ₹ 10,111.00    | ₹ -           |
| <b>Unutilized carried forward Total (a+c-b)</b> | ₹ 5,58,987.00  | ₹ -           |

H. H. H.

Praveen Kumar

L



**Schedule 3 A(i)**

**Unutilised project grants from UGC, Government of India and State Government**

(Amount in Rs.)

| Particulars                                     | Current Year          | Previous Year        |
|---|-----------------------|----------------------|
|   | 2014-15               | 2013-14              |
| <b>CUB/RP/26 (DR. GIRISH CHANDRA SERB)</b>      |                       |                      |
| Balance T/F from CCCP                           |                       | ₹ -                  |
| Add: Receipts during the year                   | ₹ 13,30,000.00        | ₹ -                  |
| <b>Total (a)</b>                                | <b>₹ 13,30,000.00</b> | <b>₹ -</b>           |
| Less: utilized for Revenue expr                 | ₹ -                   | ₹ -                  |
| Less: utilized for Capital expr.                | ₹ -                   | ₹ -                  |
| <b>Total (b)</b>                                | <b>₹ -</b>            | <b>₹ -</b>           |
| <b>Add: Interest Earned (c)</b>                 | <b>₹ 7,433.00</b>     | <b>₹ -</b>           |
| <b>Unutilized carried forward Total (a+c-b)</b> | <b>₹ 13,37,433.00</b> | <b>₹ -</b>           |
| <b>CUB/RP/27 (DR. NITISH KUMAR, BRNS, DAE)</b>  |                       |                      |
| Balance T/F from CCCP                           |                       | ₹ -                  |
| Add: Receipts during the year                   | ₹ 12,56,150.00        | ₹ -                  |
| <b>Total (a)</b>                                | <b>₹ 12,56,150.00</b> | <b>₹ -</b>           |
| Less: utilized for Revenue expr                 | ₹ 41,771.00           | ₹ -                  |
| Less: utilized for Capital expr.                | ₹ -                   | ₹ -                  |
| <b>Total (b)</b>                                | <b>₹ 41,771.00</b>    | <b>₹ -</b>           |
| <b>Add: Interest Earned (c)</b>                 | <b>₹ 14,265.00</b>    | <b>₹ -</b>           |
| <b>Unutilized carried forward Total (a+c-b)</b> | <b>₹ 12,28,644.00</b> | <b>₹ -</b>           |
| <b>CUB/RP/28 (DR. RAJESH KR RANJAN) SERB</b>    |                       |                      |
| Balance T/F from CCCP                           |                       | ₹ -                  |
| Add: Receipts during the year                   | ₹ 10,00,000.00        | ₹ -                  |
| <b>Total (a)</b>                                | <b>₹ 10,00,000.00</b> | <b>₹ -</b>           |
| Less: utilized for Revenue expr                 | ₹ -                   | ₹ -                  |
| Less: utilized for Capital expr.                | ₹ -                   | ₹ -                  |
| <b>Total (b)</b>                                | <b>₹ -</b>            | <b>₹ -</b>           |
| <b>Add: Interest Earned (c)</b>                 | <b>₹ 7,014.00</b>     | <b>₹ -</b>           |
| <b>Unutilized carried forward Total (a+c-b)</b> | <b>₹ 10,07,014.00</b> | <b>₹ -</b>           |
| <b>CUB/RP/29 (JULI KUMARI)</b>                  |                       |                      |
| Balance T/F from CCCP                           |                       | ₹ -                  |
| Add: Receipts during the year                   | ₹ 2,27,920.00         | ₹ -                  |
| <b>Total (a)</b>                                | <b>₹ 2,27,920.00</b>  | <b>₹ -</b>           |
| Less: utilized for Revenue expr                 | ₹ -                   | ₹ -                  |
| Less: utilized for Capital expr.                | ₹ -                   | ₹ -                  |
| <b>Total (b)</b>                                | <b>₹ -</b>            | <b>₹ -</b>           |
| <b>Add: Interest Earned (c)</b>                 | <b>₹ 300.00</b>       | <b>₹ -</b>           |
| <b>Unutilized carried forward Total (a+c-b)</b> | <b>₹ 2,28,220.00</b>  | <b>₹ -</b>           |
| <b>BABU JAGJIVAN RAM CHAIR</b>                  |                       |                      |
| Balance T/F from CCCP                           | ₹ 2,00,000.00         | ₹ -                  |
| Add: Receipts during the year                   | ₹ -                   | ₹ 2,00,000.00        |
| <b>Total (a)</b>                                | <b>₹ 2,00,000.00</b>  | <b>₹ 2,00,000.00</b> |
| Less: Refund                                    | ₹ 2,00,000.00         | ₹ -                  |
| Less: utilized for Revenue expr                 | ₹ -                   | ₹ -                  |
| Less: utilized for Capital expr.                | ₹ -                   | ₹ -                  |
| <b>Total (b)</b>                                | <b>₹ 2,00,000.00</b>  | <b>₹ -</b>           |
| <b>Add: Interest Earned (c)</b>                 | <b>₹ 1,546.00</b>     | <b>₹ -</b>           |
| <b>Unutilized carried forward Total (a+c-b)</b> | <b>₹ 1,546.00</b>     | <b>₹ 2,00,000.00</b> |

*H. H. H.*

*Praveen Kumar*

*✓*





Schedule 3 A(i)

Unutilised project grants from UGC, Government of India and State Government

(Amount in Rs.)

| Particulars  | Current Year |                    | Previous Year |                    |
|--|--------------|--------------------|---------------|--------------------|
|  | 2014-15      |                    | 2013-14       |                    |
| <b>CUB ENCORE SCHEME</b>                               |              |                    |               |                    |
| Balance T/F from CUB GD A/c                            | ₹            | 2,26,151.00        | ₹             | -                  |
| Add: Receipts during the year                          | ₹            | -                  | ₹             | -                  |
| <b>Total (a)</b>                                       | ₹            | <b>2,26,151.00</b> | ₹             | -                  |
| Less: utilized for Revenue expr                        | ₹            | -                  | ₹             | -                  |
| Less: utilized for Capital expr.                       | ₹            | -                  | ₹             | -                  |
| <b>Total (b)</b>                                       | ₹            | -                  | ₹             | -                  |
| Add: Interest Earned (c)                               | ₹            | 3,916.00           | ₹             | -                  |
| <b>Unutilized carried forward Total (a+c-b)</b>        | ₹            | <b>2,30,067.00</b> | ₹             | -                  |
| <b>Grant In CCCP A/c</b>                               |              |                    |               |                    |
| <b>AEM 2014</b>  |              |                    |               |                    |
| Balance T/F from CCCP                                  | ₹            | 5,21,850.00        | ₹             | 5,21,850.00        |
| Add: Receipts during the year                          | ₹            | -                  | ₹             | -                  |
| <b>Total (a)</b>                                       | ₹            | <b>5,21,850.00</b> | ₹             | <b>5,21,850.00</b> |
| Less: utilized for Revenue expr                        | ₹            | 4,59,815.00        | ₹             | -                  |
| Less: utilized for Capital expr.                       | ₹            | -                  | ₹             | -                  |
| <b>Total (b)</b>                                       | ₹            | <b>4,59,815.00</b> | ₹             | -                  |
| <b>Unutilized carried forward Total</b>                | ₹            | <b>62,035.00</b>   | ₹             | <b>5,21,850.00</b> |
| <b>ICWA'S FOREIGN POLICY AWARENESS</b>                 |              |                    |               |                    |
| Balance B/F  |              |                    | ₹             | -                  |
| Add: Receipts during the year                          | ₹            | 77,965.00          | ₹             | -                  |
| <b>Total (a)</b>                                       | ₹            | <b>77,965.00</b>   | ₹             | -                  |
| Less: utilized for Revenue expr                        | ₹            | 77,965.00          | ₹             | -                  |
| Less: utilized for Capital expr.                       | ₹            | -                  | ₹             | -                  |
| <b>Total (b)</b>                                       | ₹            | <b>77,965.00</b>   | ₹             | -                  |
| <b>Unutilized carried forward Total</b>                | ₹            | -                  | ₹             | -                  |
| <b>NATIONAL HUMAN RIGHTS COMMISSION</b>                |              |                    |               |                    |
| Balance B/F  | ₹            | -                  | ₹             | -                  |
| Add: Receipts during the year                          | ₹            | 25,000.00          | ₹             | -                  |
| <b>Total (a)</b>                                       | ₹            | <b>25,000.00</b>   | ₹             | -                  |
| Less: utilized for Revenue expr                        | ₹            | 50,000.00          | ₹             | -                  |
| Less: utilized for Capital expr.                       | ₹            | -                  | ₹             | -                  |
| <b>Total (b)</b>                                       | ₹            | <b>50,000.00</b>   | ₹             | -                  |
| <b>Unutilized carried forward Total</b>                | ₹            | <b>-25,000.00</b>  | ₹             | -                  |
| <b>UGC FACULTY RECHARGE PROG (DR. LOKENDRA SHARMA)</b> |              |                    |               |                    |
| Balance B/F  | ₹            | -                  | ₹             | -                  |
| Add: Receipts during the year                          | ₹            | 6,50,000.00        | ₹             | -                  |
| <b>Total (a)</b>                                       | ₹            | <b>6,50,000.00</b> | ₹             | -                  |
| Less: utilized for Salary expr                         | ₹            | 6,49,833.00        | ₹             | -                  |
| Less: utilized for Capital expr.                       | ₹            | -                  | ₹             | -                  |
| <b>Total (b)</b>                                       | ₹            | <b>6,49,833.00</b> | ₹             | -                  |
| <b>Unutilized carried forward Total</b>                | ₹            | <b>167.00</b>      | ₹             | -                  |

Hopki

Pooja Kumar

L



**Schedule 3 A(i)**

**Unutilised project grants from UGC, Government of India and State Government**

(Amount in Rs.)

| Particulars   | Current Year     | Previous Year    |
|---|------------------|------------------|
|   | 2014-15          | 2013-14          |
| <b>UGC FACULTY RECHARGE PROG (DR. SUSANTA DAS)</b>      |                  |                  |
| Balance B/F   | ₹ -              | ₹ -              |
| Add: Receipts during the year                           | ₹ -              | ₹ -              |
| <b>Total (a)</b>  | ₹ -              | ₹ -              |
| Less: utilized for Salary expr                          | ₹ 4,67,595.00    | ₹ -              |
| Less: utilized for Capital expr.                        | ₹ -              | ₹ -              |
| <b>Total (b)</b>  | ₹ 4,67,595.00    | ₹ -              |
| <b>Unutilized carried forward Total</b>                 | ₹ -4,67,595.00   | ₹ -              |
| ICRAMSCS CONFERENCE 2015                                | ₹ 5,000.00       | ₹ -              |
| DST FAST TRACK PROJECT (DR. AMIYA PRIYAM)               | ₹ -              | ₹ 18,35,000.00   |
| GRANTS FOR CREATION OF CAPITAL ASSETS<br>(AMIYA PRIYAM) | ₹ -              | ₹ 32,00,000.00   |
| GRANTS IN AID GENERAL (AMIYA PRIYAM)                    | ₹ -              | ₹ 5,71,000.00    |
| SERB (NON-REC.) DR. RAM KUMAR                           | ₹ -              | ₹ 11,97,000.00   |
| SERB (RECURRING) DR. RAM KUMAR                          | ₹ -              | ₹ 3,00,000.00    |
| START UP GRANT (DR. N L DEVI)                           | ₹ 6,00,000.00    | ₹ -              |
| <b>Total Unutilized Grant</b>                           | ₹ 6,05,000.00    | ₹ 71,03,000.00   |
| <b>Total Unutilized Grant</b>                           | ₹ 2,30,57,916.42 | ₹ 2,03,84,826.83 |

*Nishant Joshi*

( Nishant Joshi )  
Section Officer(F&A)

*Praveen Kumar*

( Praveen Kumar )  
Astt Registrar(F&A)

*B.K. Pandey*

( CMA B.K. Pandey )  
Finance officer



**SCHEDULE 3 b**  
**SPONSORED FELLOWSHIP AND SCHOLARSHIP**

(Amount in Rs.)

| 1.<br>Sr<br>No. | 2.<br>Name of the<br>Sponsor                       | Opening Balance as on 01.04.2014 |               | Transactions during the year |               | Closing Balance as on 31.03.2015 |            |
|-----------------|--|----------------------------------|---------------|------------------------------|---------------|----------------------------------|------------|
|                 |  | 3.<br>Credit                     | 4.<br>Debit   | 5.<br>Credit                 | 6.<br>Debit   | 7.<br>Credit                     | 8.<br>debt |
| 1               | UGC GRANTS PG<br>SCHOLARSHIP TO<br>ME/M TECH./GATE | ₹ -                              | ₹ 1,44,122.00 | ₹ 5,58,122.00                | ₹ 3,99,000.00 | ₹ 15,000.00                      | ₹ -        |
| 2               | Ministry   | ₹ -                              | ₹ -           | ₹ -                          | ₹ -           | ₹ -                              | ₹ -        |
| 3               | Others   | ₹ -                              | ₹ -           | ₹ -                          | ₹ -           | ₹ -                              | ₹ -        |
|                 | <b>Total</b>                                       | ₹ -                              | ₹ 1,44,122.00 | ₹ 5,58,122.00                | ₹ 3,99,000.00 | ₹ 15,000.00                      | ₹ -        |

  
 ( Nishant Joshi )  
 Section Officer(F&A)

  
 ( Praveen Kumar )  
 Astt Registrar(F&A)

  
 ( CMA B.K. Pandey )  
 Finance officer



Schedule 3 C:

Unutilised grants from UGC, Government of India and State Government

(Amount in Rs.)

| Particulars   | Current Year        | Previous Year     |
|---|---------------------|-------------------|
|   | 2014-15             | 2013-14           |
| <b>1) Plan grants: Govt. of India</b>   |                     |                   |
| Balance B/F   | ₹ -                 | ₹ -               |
| Add: Receipts during the year   | ₹ -                 | ₹ -               |
| <b>Total (a)</b>  | ₹ -                 | ₹ -               |
| Less: Refunds   | ₹ -                 |                   |
| Less: Utilized for Revenue expr.  | ₹ -                 |                   |
| Less: utilized for capital expr   | ₹ -                 |                   |
| <b>Total (b)</b>  | ₹ -                 |                   |
| <b>Unutilized carried forward Total (a-b)</b>   |                     |                   |
| <b>2) UGC grants:</b>   |                     |                   |
| Balance B/F   | ₹ 54,70,62,492.83   | ₹ 11,64,42,120.20 |
| Receipts during the year  | ₹ 75,00,00,000.00   | ₹ 87,18,00,000.00 |
| Add: PG SCHOLARSHIP TO ME/M.TECH GATE<br>BALANCE FOR THE PREVIOUS YEAR  | ₹ 15,000.00         | ₹ -               |
| <b>Total (c)</b>  | ₹ 1,29,70,77,492.83 | ₹ 98,82,42,120.20 |
| Less: utilized for Scholarship  | ₹ -                 | ₹ 15,000.00       |
| Less: Utilized for Revenue exp. (Sch-10)  | ₹ 16,41,56,419.35   | ₹ 15,30,80,733.15 |
| Less: utilized for capital expr. (Sch- 10)  | ₹ 21,94,62,261.00   | ₹ 28,80,83,894.22 |
| Less: Transfer from GD A/C to project A/c<br>(ENCORE Scheme)  | ₹ 2,26,151.00       | ₹ -               |
| <b>Total (d)</b>  | ₹ 38,38,44,831.35   | ₹ 44,11,79,627.37 |
| Less: Opening balance of the Grant already<br>shown in Liability Schedule as transferred from<br>General Fund (e) | ₹ -                 | ₹ -               |
| <b>Unutilised carried forward Total (c-d-e)</b>   | ₹ 91,32,32,661.48   | ₹ 54,70,62,492.83 |
| <b>3) Grants from State Govt</b>  |                     |                   |
| Balance B/F   | ₹ -                 | ₹ -               |
| Add: Receipts during the year   | ₹ -                 | ₹ -               |
| <b>Total (e)</b>  | ₹ -                 | ₹ -               |
| Less: utilized for Revenue expr   | ₹ -                 | ₹ -               |
| Less: utilized for Capital expr.  | ₹ -                 | ₹ -               |
| <b>Total (f)</b>  | ₹ -                 | ₹ -               |
| <b>Unutilized carried forward Total (e-f)</b>   | ₹ -                 | ₹ -               |
| <b>Grand Total (1+2+3)</b>  | ₹ 91,32,32,661.48   | ₹ 54,70,62,492.83 |

*Nishant Joshi*  
( Nishant Joshi )  
Section Officer(F&A)

*Praveen Kumar*  
( Praveen Kumar )  
Asth Registrar(F&A)

*B.K. Pandey*  
( CMA B.K. Pandey )  
Finance officer





**CENTRAL UNIVERSITY OF SOUTH BIHAR**  
**SCHEDULE FORMING PART OF THE BALANCE SHEET AS AT 31.03.2015**

**SCHEDULE - 4**  
**Fixed Assets**

| Particulars                           | Rate of Depreciation | GROSS BLOCK                                |                          |                  | DEPRECIATION      |  | NET BLOCK   |                             |                             |
|---------------------------------------|----------------------|--|--------------------------|------------------|-------------------|--|---|-----------------------------|-----------------------------|
|                                       |                      | Cost/Valuation as at beginning of the year | Addition during the year | Deletion/Returns | Total             | As at the beginning of the year (AS PER SLM) | Depreciation for the year (Refer SLM Depreciation Schedule) | BOOK VALUE as on 31.03.2015 | BOOK VALUE as on 31.03.2014 |
| <b>Tangible Fixed Assets</b>          |                      |  |                          |                  |                   |  |   |                             |                             |
| 1 Land                                | 0.00%                | ₹ 22,26,61,037.00                          | ₹ -                      | ₹ -              | ₹ 22,26,61,037.00 | ₹ -  | ₹ -   | ₹ 22,26,61,037.00           | ₹ 22,26,61,037.00           |
| 2 Buildings                           | 2.00%                | ₹ -  | ₹ -                      | ₹ -              | ₹ -               | ₹ -  | ₹ -   | ₹ -                         | ₹ -                         |
| 3 VEHICLE                             | 10.00%               | ₹ 54,53,380.00                             | ₹ 4,15,638.00            | ₹ -              | ₹ 58,69,018.00    | ₹ 11,46,889.30                               | ₹ 5,86,901.80   | ₹ 41,35,226.90              | ₹ 43,06,490.70              |
| 4 FURNITURE AND FIXTURES              | 7.50%                | ₹ 3,08,36,600.00                           | ₹ 46,01,106.00           | ₹ -              | ₹ 3,54,37,706.00  | ₹ 71,24,008.10                               | ₹ 26,57,827.95  | ₹ 2,56,55,869.95            | ₹ 2,37,12,591.90            |
| 5 OFFICE EQUIPMENT                    | 7.50%                | ₹ 42,54,773.00                             | ₹ 64,733.00              | ₹ -              | ₹ 43,19,506.00    | ₹ 7,17,822.31                                | ₹ 3,23,962.95   | ₹ 32,77,720.74              | ₹ 35,36,950.69              |
| 6 COMPUTER & PERIPHERALS              | 20.00%               | ₹ 3,57,08,161.00                           | ₹ 31,51,172.00           | ₹ -              | ₹ 3,88,59,333.00  | ₹ 1,75,49,913.00                             | ₹ 73,31,230.40  | ₹ 1,39,78,189.60            | ₹ 1,81,58,248.00            |
| 7 ELECTRICAL INSTALLATION             | 5.00%                | ₹ 1,35,27,263.00                           | ₹ 12,65,821.00           | ₹ -              | ₹ 1,47,93,084.00  | ₹ 12,78,569.05                               | ₹ 7,39,654.20   | ₹ 1,27,74,860.75            | ₹ 1,22,48,693.95            |
| 8 LIBRARY BOOKS                       | 10.00%               | ₹ 4,51,27,683.11                           | ₹ 40,03,175.00           | ₹ -              | ₹ 4,91,30,858.11  | ₹ 90,50,608.80                               | ₹ 49,13,085.81  | ₹ 3,51,67,163.50            | ₹ 3,60,77,074.31            |
| 9 LABORATORY EQUIPMENT                | 8.00%                | ₹ 4,13,18,775.75                           | ₹ 2,49,66,266.00         | ₹ -              | ₹ 6,62,85,041.75  | ₹ 55,75,765.02                               | ₹ 53,02,803.34  | ₹ 5,54,06,473.39            | ₹ 3,57,43,010.73            |
| 10 Others                             | 5.00%                | ₹ 40,130.00                                | ₹ 42,670.00              | ₹ -              | ₹ 82,800.00       | ₹ 2,006.50                                   | ₹ 4,140.00  | ₹ 76,653.50                 | ₹ 38,123.50                 |
| 11 CSCP ELECTRICAL INSTALLATION       | 5.00%                | ₹ 17,180.00                                | ₹ -                      | ₹ -              | ₹ 17,180.00       | ₹ 3,436.00                                   | ₹ 859.00  | ₹ 4,295.00                  | ₹ 12,885.00                 |
| <b>Intangible Fixed Assets</b>        |                      |  |                          |                  |                   |  |   |                             |                             |
| 12 Computer Software                  | 40.00%               | ₹ -  | ₹ 10,73,086.00           | ₹ -              | ₹ 10,73,086.00    | ₹ -  | ₹ 4,29,234.40   | ₹ 6,43,851.60               | ₹ -                         |
| <b>Total</b>                          |                      | ₹ 39,89,44,982.86                          | ₹ 3,95,83,667.00         | ₹ -              | ₹ 43,85,28,649.86 | ₹ 4,24,49,018.08                             | ₹ 2,22,89,699.85  | ₹ 6,47,38,717.93            | ₹ 37,37,89,931.93           |
| <b>Capital Work In Progress</b>       |                      |  |                          |                  |                   |  |   |                             |                             |
| 13 ARCHITECT FEE (BUILDING)           |                      | ₹ -  | ₹ 27,87,711.00           | ₹ -              | ₹ 27,87,711.00    | ₹ -  | ₹ -   | ₹ -                         | ₹ 27,87,711.00              |
| 14 CAPITAL WORK IN PROGRESS           |                      | ₹ -  | ₹ 5,00,000.00            | ₹ -              | ₹ 5,00,000.00     | ₹ -  | ₹ -   | ₹ -                         | ₹ 5,00,000.00               |
| 15 PMC FEE (BUILDING)                 |                      | ₹ -  | ₹ 1,08,10,883.00         | ₹ -              | ₹ 1,08,10,883.00  | ₹ -  | ₹ -   | ₹ -                         | ₹ 1,08,10,883.00            |
| 16 RITES LIMITED-CUB PROJECT FUND A/C |                      | ₹ -  | ₹ 16,57,80,000.00        | ₹ -              | ₹ 16,57,80,000.00 | ₹ -  | ₹ -   | ₹ -                         | ₹ 16,57,80,000.00           |
| <b>Total</b>                          |                      | ₹ -  | ₹ 17,98,78,594.00        | ₹ -              | ₹ 17,98,78,594.00 | ₹ -  | ₹ -   | ₹ -                         | ₹ 17,98,78,594.00           |
| <b>Grand Total</b>                    |                      | ₹ 39,89,44,982.86                          | ₹ 21,94,62,261.00        | ₹ -              | ₹ 61,84,07,243.86 | ₹ 4,24,49,018.08                             | ₹ 2,22,89,699.85  | ₹ 6,47,38,717.93            | ₹ 55,36,68,525.93           |
|                                       |                      |  |                          |                  |                   |  |   |                             | ₹ 35,64,95,964.78           |

*(Signature)*  
( Nishant Joshi )  
Section Officer(F&A)

*(Signature)*  
( Praveen Kumar )  
Asst Registrar(F&A)

*(Signature)*  
( CMA B.K. Pandey )  
Finance officer



SCHEDULE - 4 A  
PLAN

| Particulars                           | Rate of Depreciation | GROSS BLOCK                                |                          |                  | Total             | As at the beginning of the year (AS PER SLM) | DEPRECIATION Depreciation for the year (Refer SLM Depreciation Schedule) | NET BLOCK                   |                             |
|---------------------------------------|----------------------|--|--------------------------|------------------|-------------------|--|--|-----------------------------|-----------------------------|
|                                       |                      | Cost/Valuation as at beginning of the year | Addition during the year | Deletion/Returns |                   |  |  | BOOK VALUE as on 31.03.2015 | BOOK VALUE as on 31.03.2014 |
| <b>Tangible Fixed Assets</b>          |                      |  |                          |                  |                   |  |  |                             |                             |
| 1 Land                                | 0.00%                | ₹ 22,26,61,037.00                          | ₹ -                      | ₹ -              | ₹ 22,26,61,037.00 | ₹ -  | ₹ -  | ₹ 22,26,61,037.00           | ₹ 22,26,61,037.00           |
| 2 Buildings                           | 2.00%                | ₹ -  | ₹ -                      | ₹ -              | ₹ -               | ₹ -  | ₹ -  | ₹ -                         | ₹ -                         |
| 3 VEHICLE                             | 10.00%               | ₹ 54,53,380.00                             | ₹ 4,15,638.00            | ₹ -              | ₹ 58,69,018.00    | ₹ 11,46,889.30                               | ₹ 5,86,901.80  | ₹ 41,35,226.90              | ₹ 43,06,490.70              |
| 4 FURNITURE AND FIXTURES              | 7.50%                | ₹ 3,08,36,600.00                           | ₹ 46,01,106.00           | ₹ -              | ₹ 3,54,37,706.00  | ₹ 71,24,008.10                               | ₹ 26,57,827.95   | ₹ 2,56,55,869.95            | ₹ 2,37,12,591.90            |
| 5 OFFICE EQUIPMENT                    | 7.50%                | ₹ 4,25,47,733.00                           | ₹ 64,733.00              | ₹ -              | ₹ 43,19,506.00    | ₹ 7,17,822.31                                | ₹ 3,23,962.95  | ₹ 32,77,720.74              | ₹ 35,36,950.69              |
| 6 COMPUTER & PERIPHERALS              | 20.00%               | ₹ 3,57,08,161.00                           | ₹ 31,51,172.00           | ₹ -              | ₹ 3,88,59,333.00  | ₹ 1,75,49,913.00                             | ₹ 73,31,230.40   | ₹ 1,39,78,189.60            | ₹ 1,81,58,248.00            |
| 7 ELECTRICAL INSTALLATION             | 5.00%                | ₹ 1,35,27,263.00                           | ₹ 12,65,821.00           | ₹ -              | ₹ 1,47,93,084.00  | ₹ 12,78,569.05                               | ₹ 7,39,654.20  | ₹ 1,27,74,860.75            | ₹ 1,22,48,693.95            |
| 8 LIBRARY BOOKS                       | 10.00%               | ₹ 4,51,27,683.11                           | ₹ 40,03,175.00           | ₹ -              | ₹ 4,91,30,858.11  | ₹ 90,50,608.80                               | ₹ 49,13,085.81   | ₹ 3,51,67,163.50            | ₹ 3,60,77,074.31            |
| 9 LABORATORY EQUIPMENT                | 8.00%                | ₹ 4,13,18,775.75                           | ₹ 2,49,66,266.00         | ₹ -              | ₹ 6,62,85,041.75  | ₹ 55,75,765.02                               | ₹ 53,02,803.34   | ₹ 1,08,78,568.36            | ₹ 3,57,43,010.73            |
| 10 Others                             | 5.00%                | ₹ 40,130.00                                | ₹ 42,670.00              | ₹ -              | ₹ 82,800.00       | ₹ 2,006.50                                   | ₹ 4,140.00   | ₹ 76,653.50                 | ₹ 38,123.50                 |
| 11 CCPC ELECTRICAL INSTALLATION       | 5.00%                | ₹ 17,180.00                                | ₹ -                      | ₹ -              | ₹ 17,180.00       | ₹ 3,436.00                                   | ₹ 859.00   | ₹ 12,885.00                 | ₹ 13,744.00                 |
| <b>Intangible Fixed Assets</b>        |                      |  |                          |                  |                   |  |  |                             |                             |
| 12 Computer Software                  | 40.00%               | ₹ -  | ₹ 10,73,086.00           | ₹ -              | ₹ 10,73,086.00    | ₹ -  | ₹ 4,29,234.40  | ₹ 6,43,851.60               | ₹ -                         |
| <b>Total</b>                          |                      | ₹ 39,89,44,982.86                          | ₹ 3,95,83,667.00         | ₹ -              | ₹ 43,85,28,649.86 | ₹ 4,24,49,018.08                             | ₹ 2,22,89,699.85   | ₹ 6,47,38,717.93            | ₹ 37,37,89,931.93           |
| <b>Capital Work in Progress</b>       |                      |  |                          |                  |                   |  |  |                             |                             |
| 13 ARCHITECT FEE (BUILDING)           |                      | ₹ -  | ₹ 27,87,711.00           | ₹ -              | ₹ 27,87,711.00    | ₹ -  | ₹ -  | ₹ 27,87,711.00              | ₹ -                         |
| 14 CAPITAL WORK IN PROGRESS           |                      | ₹ -  | ₹ 5,00,000.00            | ₹ -              | ₹ 5,00,000.00     | ₹ -  | ₹ -  | ₹ 5,00,000.00               | ₹ -                         |
| 15 PMC FEE (BUILDING)                 |                      | ₹ -  | ₹ 1,08,10,883.00         | ₹ -              | ₹ 1,08,10,883.00  | ₹ -  | ₹ -  | ₹ 1,08,10,883.00            | ₹ -                         |
| 16 RITES LIMITED-CUB PROJECT FUND A/C |                      | ₹ -  | ₹ 16,57,80,000.00        | ₹ -              | ₹ 16,57,80,000.00 | ₹ -  | ₹ -  | ₹ 16,57,80,000.00           | ₹ -                         |
| <b>Total</b>                          |                      | ₹ -  | ₹ 17,98,78,594.00        | ₹ -              | ₹ 17,98,78,594.00 | ₹ -  | ₹ -  | ₹ 17,98,78,594.00           | ₹ -                         |
| <b>Grand Total</b>                    |                      | ₹ 39,89,44,982.86                          | ₹ 21,94,62,261.00        | ₹ -              | ₹ 61,84,07,243.86 | ₹ 4,24,49,018.08                             | ₹ 2,22,89,699.85   | ₹ 6,47,38,717.93            | ₹ 55,36,68,525.93           |
|                                       |                      |  |                          |                  |                   |  |  |                             | ₹ 35,64,95,964.78           |

*(Signature)*  
( Nishant Joshi )  
Section Officer(F&A)

*(Signature)*  
( Praveen Kumar )  
Asst Registrar(F&A)

*(Signature)*  
( CMA B.K. Pandey )  
Finance officer



**SCHEDULE - 4 B  
NON PLAN**

| Particulars                           | Rate of Depreciation | GROSS BLOCK                                |                          |       |                             | Deletion/Returns | Total | As at the beginning of the year (AS PER SLM) | DEPRECIATION for the year (Refer SLM Depreciation Schedule) | NET BLOCK                   |     |
|---------------------------------------|----------------------|--|--------------------------|-------|-----------------------------|------------------|-------|--|---|-----------------------------|-----|
|                                       |                      | Cost/Valuation as at beginning of the year | Addition during the year | Total | BOOK VALUE as on 31.03.2015 |                  |       |  |   | BOOK VALUE as on 31.03.2014 |     |
| <b>Tangible Fixed Assets</b>          |                      |  |                          |       |                             |                  |       |  |   |                             |     |
| 1 Land                                |                      | ₹ -  | ₹ -                      | ₹ -   | ₹ -                         | ₹ -              | ₹ -   | ₹ -  | ₹ -   | ₹ -                         | ₹ - |
| 2 Buildings                           |                      | ₹ -  | ₹ -                      | ₹ -   | ₹ -                         | ₹ -              | ₹ -   | ₹ -  | ₹ -   | ₹ -                         | ₹ - |
| 3 VEHICLE                             |                      | ₹ -  | ₹ -                      | ₹ -   | ₹ -                         | ₹ -              | ₹ -   | ₹ -  | ₹ -   | ₹ -                         | ₹ - |
| 4 FURNITURE AND FIXTURES              |                      | ₹ -  | ₹ -                      | ₹ -   | ₹ -                         | ₹ -              | ₹ -   | ₹ -  | ₹ -   | ₹ -                         | ₹ - |
| 5 OFFICE EQUIPMENT                    |                      | ₹ -  | ₹ -                      | ₹ -   | ₹ -                         | ₹ -              | ₹ -   | ₹ -  | ₹ -   | ₹ -                         | ₹ - |
| 6 COMPUTER & PERIPHERALS              |                      | ₹ -  | ₹ -                      | ₹ -   | ₹ -                         | ₹ -              | ₹ -   | ₹ -  | ₹ -   | ₹ -                         | ₹ - |
| 7 ELECTRICAL INSTALLATION             |                      | ₹ -  | ₹ -                      | ₹ -   | ₹ -                         | ₹ -              | ₹ -   | ₹ -  | ₹ -   | ₹ -                         | ₹ - |
| 8 LIBRARY BOOKS                       |                      | ₹ -  | ₹ -                      | ₹ -   | ₹ -                         | ₹ -              | ₹ -   | ₹ -  | ₹ -   | ₹ -                         | ₹ - |
| 9 LABORATORY EQUIPMENT                |                      | ₹ -  | ₹ -                      | ₹ -   | ₹ -                         | ₹ -              | ₹ -   | ₹ -  | ₹ -   | ₹ -                         | ₹ - |
| 10 Others                             |                      | ₹ -  | ₹ -                      | ₹ -   | ₹ -                         | ₹ -              | ₹ -   | ₹ -  | ₹ -   | ₹ -                         | ₹ - |
| 11 CCCP ELECTRICAL INSTALLATION       |                      | ₹ -  | ₹ -                      | ₹ -   | ₹ -                         | ₹ -              | ₹ -   | ₹ -  | ₹ -   | ₹ -                         | ₹ - |
| <b>Intangible Fixed Assets</b>        |                      |  |                          |       |                             |                  |       |  |   |                             |     |
| 12 Computer Software                  |                      | ₹ -  | ₹ -                      | ₹ -   | ₹ -                         | ₹ -              | ₹ -   | ₹ -  | ₹ -   | ₹ -                         | ₹ - |
| Total                                 |                      | ₹ -  | ₹ -                      | ₹ -   | ₹ -                         | ₹ -              | ₹ -   | ₹ -  | ₹ -   | ₹ -                         | ₹ - |
| <b>Capital Work In Progress</b>       |                      |  |                          |       |                             |                  |       |  |   |                             |     |
| 13 ARCHITECT FEE (BUILDING)           |                      | ₹ -  | ₹ -                      | ₹ -   | ₹ -                         | ₹ -              | ₹ -   | ₹ -  | ₹ -   | ₹ -                         | ₹ - |
| 14 CAPITAL WORK IN PROGRESS           |                      | ₹ -  | ₹ -                      | ₹ -   | ₹ -                         | ₹ -              | ₹ -   | ₹ -  | ₹ -   | ₹ -                         | ₹ - |
| 15 PMC FEE (BUILDING)                 |                      | ₹ -  | ₹ -                      | ₹ -   | ₹ -                         | ₹ -              | ₹ -   | ₹ -  | ₹ -   | ₹ -                         | ₹ - |
| 16 RITES LIMITED-CUB PROJECT FUND A/C |                      | ₹ -  | ₹ -                      | ₹ -   | ₹ -                         | ₹ -              | ₹ -   | ₹ -  | ₹ -   | ₹ -                         | ₹ - |
| Total                                 |                      | ₹ -  | ₹ -                      | ₹ -   | ₹ -                         | ₹ -              | ₹ -   | ₹ -  | ₹ -   | ₹ -                         | ₹ - |
| <b>Grand Total</b>                    |                      | ₹ -  | ₹ -                      | ₹ -   | ₹ -                         | ₹ -              | ₹ -   | ₹ -  | ₹ -   | ₹ -                         | ₹ - |

**SCHEDULE - 4 C  
INTANGIBLE ASSETS**

| Particulars                  | Rate of Depreciation | GROSS BLOCK                                |                          |       |                             | Deletion/Returns | Total | As at the beginning of the year (AS PER SLM) | DEPRECIATION for the year (Refer SLM Depreciation Schedule) | NET BLOCK                   |     |
|------------------------------|----------------------|--|--------------------------|-------|-----------------------------|------------------|-------|--|---|-----------------------------|-----|
|                              |                      | Cost/Valuation as at beginning of the year | Addition during the year | Total | BOOK VALUE as on 31.03.2015 |                  |       |  |   | BOOK VALUE as on 31.03.2014 |     |
| <b>Tangible Fixed Assets</b> |                      |  |                          |       |                             |                  |       |  |   |                             |     |
| 1 Patents & copyrights       |                      | ₹ -  | ₹ -                      | ₹ -   | ₹ -                         | ₹ -              | ₹ -   | ₹ -  | ₹ -   | ₹ -                         | ₹ - |
| 2 Computer Software          |                      | ₹ -  | ₹ -                      | ₹ -   | ₹ -                         | ₹ -              | ₹ -   | ₹ -  | ₹ -   | ₹ -                         | ₹ - |
| 3 E-Journals                 |                      | ₹ -  | ₹ -                      | ₹ -   | ₹ -                         | ₹ -              | ₹ -   | ₹ -  | ₹ -   | ₹ -                         | ₹ - |

*Nishant Joshi*  
( Nishant Joshi )  
Section Officer(F&A)

*Praveen Kumar*  
( Praveen Kumar )  
Asst Registrar(F&A)

*( CMA B.K. Pandey )*  
Finance officer



**SCHEDULE - 4.C(I)  
PATENTS AND COPYRIGHTS**

| Particulars   | Opening Balance | Addition | Gross | Amortization | Net Block as on | Gross Block |
|---|-----------------|----------|-------|--------------|-----------------|-------------|
| <b>A. Patents Granted</b>   |                 |          |       |              |                 |             |
| 1. Balance as on 31.03.2014 of Patents obtained in 2008-09 (original Value- Rs.../-)  |                 |          |       |              |                 |             |
| 2. Balance as on 31.03.2014 of Patents obtained in 20010-11 (original Value- Rs.../-) |                 |          |       |              |                 |             |
| 3. Balance as on 31.03.2014 of Patents obtained in 2012-13 (original Value- Rs.../-)  |                 |          |       |              |                 |             |
| 4. Patents granted during the current year  |                 |          |       |              |                 |             |
| <b>Total</b>  |                 |          |       |              |                 |             |

| Particulars   | Opening Balance | Addition | Gross | Amortization | Net Block as on | Gross Block |
|---|-----------------|----------|-------|--------------|-----------------|-------------|
| <b>B. Patents pending in respect of Patents applied for</b> |                 |          |       |              |                 |             |
| 1. Expenditure incurred during 2009-10 to 2011-12           |                 |          |       |              |                 |             |
| 1. Expenditure incurred during 2012-13                      |                 |          |       |              |                 |             |
| 1. Expenditure incurred during 2013-14                      |                 |          |       |              |                 |             |
| <b>Total</b>  |                 |          |       |              |                 |             |

|                             |  |  |  |  |  |  |
|-----------------------------|--|--|--|--|--|--|
| <b>C. Grand Total (A+B)</b> |  |  |  |  |  |  |
|-----------------------------|--|--|--|--|--|--|

*(Signature)*  
( Nishant Joshi )  
Section Officer(F&A)

*(Signature)*  
( Praveen Kumar )  
Asst Registrar(F&A)

*(Signature)*  
( CMA B.K. Pandey )  
Finance officer





**SCHEDULE - 4D  
OTHERS.**

| Particulars                     | Rate of Depreciation | GROSS BLOCK                                |                          |                  | DEPRECIATION |  | NET BLOCK   |                             |                             |
|---------------------------------|----------------------|--|--------------------------|------------------|--------------|--|---|-----------------------------|-----------------------------|
|                                 |                      | Cost/Valuation as at beginning of the year | Addition during the year | Deletion/Returns | Total        | As at the beginning of the year (AS PER SLM) | Depreciation for the year (Refer SLM Depreciation Schedule) | BOOK VALUE as on 31.03.2015 | BOOK VALUE as on 31.03.2014 |
| <b>Tangible Fixed Assets</b>    |                      |  |                          |                  |              |  |   |                             |                             |
| 1 Land                          |                      | ₹ -  | ₹ -                      | ₹ -              | ₹ -          | ₹ -  | ₹ -   | ₹ -                         | ₹ -                         |
| 2 Buildings                     |                      | ₹ -  | ₹ -                      | ₹ -              | ₹ -          | ₹ -  | ₹ -   | ₹ -                         | ₹ -                         |
| 3 VEHICLE                       |                      | ₹ -  | ₹ -                      | ₹ -              | ₹ -          | ₹ -  | ₹ -   | ₹ -                         | ₹ -                         |
| 4 FURNITURE AND FIXTURES        |                      | ₹ -  | ₹ -                      | ₹ -              | ₹ -          | ₹ -  | ₹ -   | ₹ -                         | ₹ -                         |
| 5 OFFICE EQUIPMENT              |                      | ₹ -  | ₹ -                      | ₹ -              | ₹ -          | ₹ -  | ₹ -   | ₹ -                         | ₹ -                         |
| 6 COMPUTER & PERIPHERALS        |                      | ₹ -  | ₹ -                      | ₹ -              | ₹ -          | ₹ -  | ₹ -   | ₹ -                         | ₹ -                         |
| 7 ELECTRICAL INSTALLATION       |                      | ₹ -  | ₹ -                      | ₹ -              | ₹ -          | ₹ -  | ₹ -   | ₹ -                         | ₹ -                         |
| 8 LIBRARY BOOKS                 |                      | ₹ -  | ₹ -                      | ₹ -              | ₹ -          | ₹ -  | ₹ -   | ₹ -                         | ₹ -                         |
| 9 LABORATORY EQUIPMENT          |                      | ₹ -  | ₹ -                      | ₹ -              | ₹ -          | ₹ -  | ₹ -   | ₹ -                         | ₹ -                         |
| 10 Others                       |                      | ₹ -  | ₹ -                      | ₹ -              | ₹ -          | ₹ -  | ₹ -   | ₹ -                         | ₹ -                         |
| 11 CCCP ELECTRICAL INSTALLATION |                      | ₹ -  | ₹ -                      | ₹ -              | ₹ -          | ₹ -  | ₹ -   | ₹ -                         | ₹ -                         |
| <b>Total</b>                    |                      | ₹ -  | ₹ -                      | ₹ -              | ₹ -          | ₹ -  | ₹ -   | ₹ -                         | ₹ -                         |
| <b>Capital Work In Progress</b> |                      |  |                          |                  |              |  |   |                             |                             |
| <b>Total</b>                    |                      | ₹ -  | ₹ -                      | ₹ -              | ₹ -          | ₹ -  | ₹ -   | ₹ -                         | ₹ -                         |
| <b>Grand Total</b>              |                      | ₹ -  | ₹ -                      | ₹ -              | ₹ -          | ₹ -  | ₹ -   | ₹ -                         | ₹ -                         |

Note: The additions during the Year include additions from :

- Gifted
- Earmarked funds
- Sponsored Projects
- Own Funds

Total

*Hydr*

*Praveen Kumar*

*h*



**CENTRAL UNIVERSITY OF SOUTH BIHAR, PATNA**

**DEPRECIATION CALCULATION SHEET 2014-15**

| PARTICULAR                   | RATE OF DEPRECIATION | Addition         | SLM DEPRECIATION | Accumulated Depreciation upto 31.03.15 | WDV as on 31.03.2015 |
|------------------------------|----------------------|------------------|------------------|--|----------------------|
|                              |                      |                  | 2014-15          |  |                      |
| <b>2008-09</b>               |                      |                  |                  |  |                      |
| COMPUTER & PERIFERALS        | 20.00%               | ₹ 41,700.00      | ₹ -              | ₹ 41,699.00                            | ₹ 1.00               |
| FURNITURE AND FIXTURES*      | 7.50%                | ₹ 31,592.00      | ₹ 2,369.40       | ₹ 18,165.40                            | ₹ 13,426.60          |
|                              |                      | ₹ 73,292.00      | ₹ 2,369.40       | ₹ 59,864.40                            | ₹ 13,427.60          |
| <b>2009-10</b>               |                      |                  |                  |  |                      |
| VEHICLE                      | 10.00%               | ₹ 6,38,276.00    | ₹ 63,827.60      | ₹ 3,82,965.60                          | ₹ 2,55,310.40        |
| FURNITURE AND FIXTURES*      | 7.50%                | ₹ 36,81,645.00   | ₹ 2,76,123.38    | ₹ 21,16,945.88                         | ₹ 15,64,699.13       |
| OFFICE EQUIPMENT             | 7.50%                | ₹ 2,21,840.00    | ₹ 16,638.00      | ₹ 99,828.00                            | ₹ 1,22,012.00        |
| COMPUTER & PERIFERALS        | 20.00%               | ₹ 21,61,476.00   | ₹ -              | ₹ 21,61,475.00                         | ₹ 1.00               |
| ELECTRICAL INSTALLATION      | 5.00%                | ₹ 3,24,277.00    | ₹ 16,213.85      | ₹ 97,283.10                            | ₹ 2,26,993.90        |
| LIBRARY BOOKS                | 10.00%               | ₹ 18,78,765.61   | ₹ 1,87,876.56    | ₹ 11,27,259.37                         | ₹ 7,51,506.24        |
| LABORATORY EQUIPMENT         | 8.00%                | ₹ 5,76,121.00    | ₹ 46,089.68      | ₹ 2,76,538.08                          | ₹ 2,99,582.92        |
|                              |                      | ₹ 94,82,400.61   | ₹ 6,06,769.07    | ₹ 62,62,295.02                         | ₹ 32,20,105.59       |
| <b>2010-11</b>               |                      |                  |                  |  |                      |
| VEHICLE                      | 10.00%               | ₹ 8,40,260.00    | ₹ 84,026.00      | ₹ 4,20,130.00                          | ₹ 4,20,130.00        |
| FURNITURE AND FIXTURES*      | 7.50%                | ₹ 33,62,682.00   | ₹ 2,52,201.15    | ₹ 15,97,273.95                         | ₹ 17,65,408.05       |
| OFFICE EQUIPMENT             | 7.50%                | ₹ 6,95,148.00    | ₹ 52,136.10      | ₹ 2,60,680.50                          | ₹ 4,34,467.50        |
| COMPUTER & PERIFERALS        | 20.00%               | ₹ 61,88,271.00   | ₹ 12,37,653.20   | ₹ 61,88,270.00                         | ₹ 1.00               |
| ELECTRICAL INSTALLATION      | 5.00%                | ₹ 11,20,921.00   | ₹ 56,046.05      | ₹ 2,80,230.25                          | ₹ 8,40,690.75        |
| LIBRARY BOOKS                | 10.00%               | ₹ 40,52,383.00   | ₹ 4,05,238.30    | ₹ 20,26,191.50                         | ₹ 20,26,191.50       |
| LABORATORY EQUIPMENT         | 8.00%                | ₹ 3,92,916.00    | ₹ 31,433.28      | ₹ 1,57,166.40                          | ₹ 2,35,749.60        |
| CCCP ELECTRICAL INSTALLATION | 5.00%                | ₹ 17,180.00      | ₹ 859.00         | ₹ 4,295.00                             | ₹ 12,885.00          |
|                              |                      | ₹ 1,66,69,761.00 | ₹ 21,19,593.08   | ₹ 1,09,34,237.60                       | ₹ 57,35,523.40       |
| <b>2011-12</b>               |                      |                  |                  |  |                      |
| VEHICLE                      | 10.00%               | ₹ -              | ₹ -              | ₹ -                                    |                      |
| FURNITURE AND FIXTURES*      | 7.50%                | ₹ 20,76,776.00   | ₹ 1,55,758.20    | ₹ 7,78,791.00                          | ₹ 12,97,985.00       |
| OFFICE EQUIPMENT             | 7.50%                | ₹ 2,81,026.00    | ₹ 21,076.95      | ₹ 84,307.80                            | ₹ 1,96,718.20        |
| COMPUTER & PERIFERALS        | 20.00%               | ₹ 39,29,619.00   | ₹ 7,85,923.80    | ₹ 31,43,695.20                         | ₹ 7,85,923.80        |
| ELECTRICAL INSTALLATION      | 5.00%                | ₹ 11,04,749.00   | ₹ 55,237.45      | ₹ 2,20,949.80                          | ₹ 8,83,799.20        |
| LIBRARY BOOKS                | 10.00%               | ₹ 1,10,16,853.50 | ₹ 11,01,685.35   | ₹ 44,06,741.40                         | ₹ 66,10,112.10       |
| LABORATORY EQUIPMENT         | 8.00%                | ₹ 1,22,68,160.00 | ₹ 9,81,452.80    | ₹ 39,25,811.20                         | ₹ 83,42,348.80       |
|                              |                      | ₹ 3,06,77,183.50 | ₹ 31,01,134.55   | ₹ 1,25,60,296.40                       | ₹ 1,81,16,887.10     |
| <b>2012-13</b>               |                      |                  |                  |  |                      |
| VEHICLE                      | 10.00%               | ₹ 9,41,629.00    | ₹ 94,162.90      | ₹ 2,82,488.70                          | ₹ 6,59,140.30        |
| FURNITURE AND FIXTURES*      | 7.50%                | ₹ 1,12,77,343.00 | ₹ 8,45,800.73    | ₹ 31,01,269.33                         | ₹ 81,76,073.68       |
| OFFICE EQUIPMENT             | 7.50%                | ₹ 17,81,335.00   | ₹ 1,33,600.13    | ₹ 4,00,800.38                          | ₹ 13,80,534.63       |
| COMPUTER & PERIFERALS        | 20.00%               | ₹ 1,68,04,654.00 | ₹ 33,60,930.80   | ₹ 1,00,82,792.40                       | ₹ 67,21,861.60       |
| ELECTRICAL INSTALLATION      | 5.00%                | ₹ 51,74,749.00   | ₹ 2,58,737.45    | ₹ 7,76,212.35                          | ₹ 43,98,536.65       |
| LIBRARY BOOKS                | 10.00%               | ₹ 1,76,20,006.53 | ₹ 17,62,000.65   | ₹ 52,86,001.96                         | ₹ 1,23,34,004.57     |
| LABORATORY EQUIPMENT         | 8.00%                | ₹ 3,58,735.00    | ₹ 28,698.80      | ₹ 86,096.40                            | ₹ 2,72,638.60        |
|                              |                      | ₹ 5,39,58,451.53 | ₹ 64,83,931.45   | ₹ 2,00,15,661.51                       | ₹ 3,39,42,790.02     |

*Nishant Joshi*  
( Nishant Joshi )  
Section Officer(F&A)

*Praveen Kumar*  
( Praveen Kumar )  
Astt Registrar(F&A)

*B.K. Pandey*  
( CMA B.K. Pandey )  
Finance officer




**CENTRAL UNIVERSITY OF SOUTH BIHAR, PATNA**

**DEPRECIATION CALCULATION SHEET 2014-15**

| PARTICULAR                   | RATE OF DEPRECIATION | Addition                | SLM DEPRECIATION      | Accumulated Depreciation upto | WDV as on               |
|------------------------------|----------------------|-------------------------|-----------------------|-------------------------------|-------------------------|
|                              |                      |                         | 2014-15               | 31.03.15                      | 31.03.2015              |
| <b>2013-14</b>               |                      |                         |                       |                               |                         |
| VEHICLE                      | 10.00%               | ₹ 30,33,215.00          | ₹ 3,03,321.50         | ₹ 6,06,643.00                 | ₹ 24,26,572.00          |
| FURNITURE AND FIXTURES*      | 7.50%                | ₹ 1,04,06,562.00        | ₹ 7,80,492.15         | ₹ 18,21,148.35                | ₹ 85,85,413.65          |
| OFFICE EQUIPMENT             | 7.50%                | ₹ 12,75,424.00          | ₹ 95,656.80           | ₹ 1,91,313.60                 | ₹ 10,84,110.40          |
| COMPUTER & PERIPHERALS       | 20.00%               | ₹ 65,82,441.00          | ₹ 13,16,488.20        | ₹ 26,32,976.40                | ₹ 39,49,464.60          |
| ELECTRICAL INSTALLATION      | 5.00%                | ₹ 58,02,567.00          | ₹ 2,90,128.35         | ₹ 5,80,256.70                 | ₹ 52,22,310.30          |
| LIBRARY BOOKS                | 10.00%               | ₹ 1,05,59,674.47        | ₹ 10,55,967.45        | ₹ 21,11,934.89                | ₹ 84,47,739.58          |
| LABORATORY EQUIPMENT         | 8.00%                | ₹ 2,77,22,843.75        | ₹ 22,17,827.50        | ₹ 44,19,263.80                | ₹ 2,33,03,579.95        |
| CCCP ELECTRICAL INSTALLATION | 5.00%                | ₹ -                     | ₹ -                   | ₹ -                           | ₹ -                     |
| Others                       | 5.00%                | ₹ 40,130.00             | ₹ 2,006.50            | ₹ 2,006.50                    | ₹ 38,123.50             |
|                              |                      | <b>₹ 6,54,22,857.22</b> | <b>₹ 60,61,888.45</b> | <b>₹ 1,23,65,543.24</b>       | <b>₹ 5,30,57,313.98</b> |
| <b>2014-15</b>               |                      |                         |                       |                               |                         |
| VEHICLE                      | 10.00%               | ₹ 4,15,638.00           | ₹ 41,563.80           | ₹ 41,563.80                   | ₹ 3,74,074.20           |
| FURNITURE AND FIXTURES*      | 7.50%                | ₹ 46,01,106.00          | ₹ 3,45,082.95         | ₹ 3,45,082.95                 | ₹ 42,56,023.05          |
| OFFICE EQUIPMENT             | 7.50%                | ₹ 64,733.00             | ₹ 4,854.98            | ₹ 4,854.98                    | ₹ 59,878.03             |
| COMPUTER & PERIPHERALS       | 20.00%               | ₹ 31,51,172.00          | ₹ 6,30,234.40         | ₹ 6,30,234.40                 | ₹ 25,20,937.60          |
| ELECTRICAL INSTALLATION      | 5.00%                | ₹ 12,65,821.00          | ₹ 63,291.05           | ₹ 63,291.05                   | ₹ 12,02,529.95          |
| LIBRARY BOOKS                | 10.00%               | ₹ 40,03,175.00          | ₹ 4,00,317.50         | ₹ 4,00,317.50                 | ₹ 36,02,857.50          |
| LABORATORY EQUIPMENT         | 8.00%                | ₹ 2,49,68,122.00        | ₹ 19,97,449.76        | ₹ 19,97,449.76                | ₹ 2,29,70,672.24        |
| Others                       | 5.00%                | ₹ 42,670.00             | ₹ 2,133.50            | ₹ 2,133.50                    | ₹ 40,536.50             |
| CCCP ELECTRICAL INSTALLATION | 5.00%                | ₹ -                     | ₹ -                   | ₹ -                           | ₹ -                     |
| Computer Software            | 40.00%               | ₹ 10,73,086.00          | ₹ 4,29,234.40         | ₹ 4,29,234.40                 | ₹ 6,43,851.60           |
|                              |                      | <b>₹ 3,95,85,523.00</b> | <b>₹ 39,14,162.34</b> | <b>₹ 39,14,162.34</b>         | <b>₹ 3,56,71,360.67</b> |

\* Upto 2013-14 Depreciation on furniture & fixture has been charged @ 10% pa, however from 2014-15 onwards Depreciation on furniture & fixture has been charged @ 7.50% pa as per approved MHRD formats (No. 29-4/2012-IFD)

  
( Nishant Joshi )  
Section Officer(F&A)

  
( Praveen Kumar )  
Astt Registrar(F&A)

  
( CMA B.K. Pandey )  
Finance officer



**SCHEDULE 5****Investment from Earmarked/Endowment Fund**

| Particulars                         | Current Year(2014-15) | Previous Year |
|-------------------------------------|-----------------------|---------------|
| 1. In Central Government Securities | ₹ -                   | ₹ -           |
| 2. In State Government Securities   | ₹ -                   | ₹ -           |
| 3. Other approved securities        | ₹ -                   | ₹ -           |
| 4. Shares                           | ₹ -                   | ₹ -           |
| 5. Debentures and Bonds             | ₹ -                   | ₹ -           |
| 5. Term Deposits with Banks         | ₹ -                   | ₹ -           |
| 7. Others (Specify)                 | ₹ -                   | ₹ -           |
| <b>TOTAL</b>                        | ₹ -                   | ₹ -           |

**SCHEDULE 5 A****Investment from Earmarked/Endowment Fund (Fund wise)**

| Particulars               | Current Year(2014-15) | Previous Year |
|---------------------------|-----------------------|---------------|
|                           | ₹ -                   | ₹ -           |
|                           | ₹ -                   | ₹ -           |
|                           | ₹ -                   | ₹ -           |
|                           | ₹ -                   | ₹ -           |
|                           | ₹ -                   | ₹ -           |
| Endowment fund Investment | ₹ -                   | ₹ -           |
| <b>TOTAL</b>              | ₹ -                   | ₹ -           |

**SCHEDULE 6****Investment Others**

| Particulars                         | Current Year(2014-15) | Previous Year |
|-------------------------------------|-----------------------|---------------|
| 1. In Central Government Securities | ₹ -                   | ₹ -           |
| 2. In State Government Securities   | ₹ -                   | ₹ -           |
| 3. Other approved securities        | ₹ -                   | ₹ -           |
| 4. Shares                           | ₹ -                   | ₹ -           |
| 5. Debentures and Bonds             | ₹ -                   | ₹ -           |
| 5. Term Deposits with Banks         | ₹ -                   | ₹ -           |
| 7. Others (Specify)                 | ₹ -                   | ₹ -           |
| <b>TOTAL</b>                        | ₹ -                   | ₹ -           |

*Nishant Joshi*

( Nishant Joshi )  
Section Officer(F&A)

*Praveen Kumar*  
( Praveen Kumar )  
Astt Registrar(F&A)

*B.K. Pandey*  
( CMA B.K. Pandey )  
Finance officer





**CENTRAL UNIVERSITY OF BIHAR**  
**SCHEDULE FORMING PART OF THE BALANCE SHEET AS AT 31.03.2015**

**SCHEDULE 7 - CURRENT ASSETS**

(Amount In Rs.)

| Particulars   | (Amount In Rs.)            |                            |
|---|----------------------------|----------------------------|
|   | Current Year<br>(2014-15)  | Previous Year<br>(2013-14) |
| <b>1. Stock :</b>   |                            | ₹ -                        |
| a) Stores and spares  |                            | ₹ -                        |
| b) Loose Tools  |                            | ₹ -                        |
| c) Publication  |                            | ₹ -                        |
| d) Lab Chemicals, Consumable & Glassware (Biotech)  | ₹ 29,23,977.00             | ₹ -                        |
| e) Lab Chemicals, Consumable & Glassware (EVS)  | ₹ 10,19,317.00             | ₹ -                        |
| f) Lab Chemicals, Consumable & Glassware (Life Sc)  | ₹ 17,69,871.00             | ₹ -                        |
| g) Building Materials   |                            |                            |
| h) Electrical Materials   |                            |                            |
| i) Stationary   | ₹ 7,64,375.00              |                            |
| j) Water supply materials   |                            |                            |
| <b>2. Sundry Debtors :</b>  |                            | ₹ -                        |
| a) Debts outstanding for a period exceeding 6 months  |                            | ₹ -                        |
| b) Others   |                            | ₹ -                        |
| <b>3. Cash balances in hand (including cheques/ drafts and imprest)</b>                         |                            | ₹ -                        |
| <b>4. Bank Balances (to be further classified as pertaining to earmarked fund or otherwise)</b> |                            |                            |
| <b>a) With scheduled banks</b>  |                            |                            |
| - in Current Accounts   |                            | ₹ -                        |
| - in Term deposits (Note - 7)   | ₹ 16,90,49,194.74          | ₹ 15,40,73,951.76          |
| - in Saving Accounts (Note - 8)   | ₹ 85,65,76,659.98          | ₹ 44,49,95,565.91          |
| <b>b) With Non-scheduled banks</b>  |                            |                            |
| - in Current Accounts   |                            | ₹ -                        |
| - in Term deposits  |                            | ₹ -                        |
| - in Saving Accounts  |                            | ₹ -                        |
| <b>5. Post Office- Savings Accounts</b>   |                            | ₹ -                        |
| <b>TOTAL</b>  | <b>₹ 1,03,21,03,394.72</b> | <b>₹ 59,90,69,517.67</b>   |

  
( Nishant Joshi )  
Section Officer(F&A)

  
( Praveen Kumar )  
Asstt Registrar(F&A)

  
( CMA B.K. Pandey )  
Finance officer



**CENTRAL UNIVERSITY OF BIHAR**  
**SCHEDULE FORMING PART OF THE BALANCE SHEET AS AT 31.03.2015**  
**SCHEDULE B- LOANS, ADVANCES & DEPOSITS**

(Amount in Rs.)

| Particulars  | Current Year |                       | Previous Year |                       |
|--|--------------|-----------------------|---------------|-----------------------|
|  | (2014-15)    |                       | (2013-14)     |                       |
| <b>1. Advances to employees (Non- Interest bearing)</b>  |              |                       |               |                       |
| a) Salary  | ₹            | -                     | ₹             | -1.00                 |
| b) Festival  | ₹            | 58,500.00             | ₹             | 18,000.00             |
| c) LTC   | ₹            | -                     | ₹             | 1,52,984.00           |
| d) Medical Advance                                       | ₹            | -                     | ₹             | -                     |
| e) Others (Dr. Ram Kumar)                                | ₹            | -                     | ₹             | 2,10,000.00           |
| <b>2. Long Term Advances to employees</b>                |              |                       |               |                       |
| a) Vehicle Loan  | ₹            | -                     | ₹             | -                     |
| b) Home Loan   | ₹            | -                     | ₹             | -                     |
| c) Others (to be specified)                              | ₹            | -                     | ₹             | -                     |
| <b>3. Advances and other amounts recoverable in cash</b> |              |                       |               |                       |
| a) On Captial Account                                    | ₹            | -                     |               |                       |
| b) Suppliers (Note - 5)                                  | ₹            | 3,16,10,772.00        | ₹             | 3,96,45,663.00        |
| c) Others (Note - 4)                                     | ₹            | 5,41,775.00           | ₹             | 2,14,386.00           |
| <b>4. Prepaid Expenses</b>                               |              |                       |               |                       |
| a) Insurance   | ₹            | -                     | ₹             | -                     |
| b) Other Expenses  | ₹            | -                     | ₹             | -                     |
| <b>5. Security Deposit Given</b>                         |              |                       |               |                       |
| a) Telephone (Note-3)                                    | ₹            | 24,375.00             | ₹             | 24,375.00             |
| b) Rent (Note-3)   | ₹            | 14,64,258.00          | ₹             | 9,69,002.00           |
| c) Electriclity (Gaya)                                   | ₹            | 3,70,698.00           | ₹             | -                     |
| d) AICTE, if applicable                                  | ₹            | -                     | ₹             | -                     |
| e) MCI, if applicalbe                                    | ₹            | -                     | ₹             | -                     |
| f) Others (to be specified) (Gas Connection Security Gay | ₹            | 1,700.00              | ₹             | -                     |
| <b>6. Income Accured:</b>                                |              |                       |               |                       |
| a) On investment from Earmarked/Endowment Funds          | ₹            | -                     | ₹             | -                     |
| b) On Investment others                                  | ₹            | -                     | ₹             | -                     |
| c) On loans and Advances                                 | ₹            | -                     | ₹             | -                     |
| d) Others  | ₹            | -                     | ₹             | -                     |
| <b>7. Other Receivable</b>                               |              |                       |               |                       |
| a) Debit balances in Sponsored Projects                  | ₹            | -                     | ₹             | 13,300.00             |
| b) Deblt balances in Fellowship & Scholarship            | ₹            | -                     | ₹             | 1,29,122.00           |
| d) Other Receivables ( TDS )                             | ₹            | 13,852.00             | ₹             | 15,953.00             |
| <b>8. Letter of Credit(Canara Bank)</b>                  | ₹            | 61,07,041.33          | ₹             | 54,44,893.71          |
| <b>9. Advance against Startup Grant</b>                  |              |                       |               |                       |
| a) Dr. krishna Prakash (RP/11)                           | ₹            | 60,894.00             | ₹             | 60,894.00             |
| b) Dr. Gautam Kumar (RP/12)                              | ₹            | 52,500.00             | ₹             | 25,000.00             |
| c) Dr. Jitendra Singh (RP/14)                            | ₹            | 20,000.00             | ₹             | 20,000.00             |
| d) Dr. Jawaid Ahsan (RP/16)                              | ₹            | 30,000.00             | ₹             | 30,000.00             |
| <b>10. FLC(Canara Bank) /SERB DEST PROJECT (RP/1)</b>    | ₹            | 2,67,331.42           | ₹             | 11,73,506.83          |
| <b>11. Redington Distribution pte ltd.</b>               | ₹            | 9,41,127.00           | ₹             | 17,131.00             |
| <b>12. Advance in Various Projects</b>                   |              |                       |               |                       |
| DR. PRADHAN PARTH SARTHI                                 |              |                       | ₹             | -                     |
| CUB-LC A/C (CANARA BANK)                                 | ₹            | 35,873.00             | ₹             | -                     |
| THERMO ELECTRON SCIENTIFIC INSTRUMENTS LLC (RP/2)        | ₹            | 4,31,055.00           | ₹             | -                     |
| DR. PRASHANT (IMPREST) (RP/18)                           | ₹            | 2,500.00              | ₹             | -                     |
| CUB-LC A/C (CANARA BANK) (RP/23)                         | ₹            | 14,67,989.00          | ₹             | -                     |
| CURRENT SCIENCE ASSOCIATION, BANGLORE (RP/27)            | ₹            | 8,500.00              | ₹             | -                     |
| DR. NITISH KUMAR (RP/27)                                 | ₹            | 54,017.00             | ₹             | -                     |
| <b>TOTAL</b>   | ₹            | <b>4,35,64,757.75</b> | ₹             | <b>4,81,64,209.54</b> |

  
(Nishant Joshi)  
Section Officer(F&A)

  
( Praveen Kumar )  
Astt Registrar(F&A)

  
(CMA B.K. Pandey )  
Finance officer




**CENTRAL UNIVERSITY OF SOUTH BIHAR**  
**SCHEDULE FORMING PART OF THE INCOME AND EXPENDITURE A/C**

**SCHEDULE 9 - ACADEMIC RECEIPTS**

(Amount in Rs.)

| Particulars                                     | Current Year          |                       |                         | Previous Year<br>(2013-14) |
|---|-----------------------|-----------------------|-------------------------|----------------------------|
|   | (2014-15)             |                       |                         |                            |
| Fee from Students                               | PATNA                 | GAYA                  | TOTAL                   |                            |
| <b>Academic</b>                                 |                       |                       |                         |                            |
| 1. Admission Fee                                | ₹ 1,89,500.00         |                       | ₹ 1,89,500.00           | ₹ 1,70,500.00              |
| 2. Computer Lab Charge                          | ₹ 3,72,500.00         | ₹ 1,83,000.00         | ₹ 5,55,500.00           | ₹ 3,34,500.00              |
| 3. Cultural Activity Fees                       | ₹ 4,95,000.00         | ₹ -                   | ₹ 4,95,000.00           | ₹ 5,82,500.00              |
| 4. Enrolment Fee                                | ₹ 3,98,000.00         |                       | ₹ 3,98,000.00           | ₹ 3,47,000.00              |
| 5. Games/ Athletic Fee                          | ₹ 2,47,500.00         |                       | ₹ 2,47,500.00           | ₹ 2,52,200.00              |
| 6. Laboratory Fee                               | ₹ 7,90,554.00         | ₹ 1,17,000.00         | ₹ 9,07,554.00           | ₹ 7,79,000.00              |
| 7. Library Fee                                  | ₹ 6,25,500.00         |                       | ₹ 6,25,500.00           | ₹ 6,34,000.00              |
| 8. Magazine & News Paper Fee                    | ₹ -                   |                       | ₹ -                     | ₹ 26,600.00                |
| 9. Tution Fee                                   | ₹ 23,24,000.00        | ₹ 7,40,500.00         | ₹ 30,64,500.00          | ₹ 23,92,500.00             |
| 10. Vidyarthi Mediclaim Policy                  | ₹ 14,077.00           | ₹ 1,590.00            | ₹ 15,667.00             | ₹ 7,598.00                 |
| 11. Art & Craft Fee                             | ₹ -                   |                       | ₹ -                     | ₹ -                        |
| 12. Registration Fee                            | ₹ -                   |                       | ₹ -                     | ₹ 14,000.00                |
| 13. Syllabus Fee                                | ₹ -                   |                       | ₹ -                     | ₹ -                        |
| <b>Total (a)</b>                                | <b>₹ 54,56,631.00</b> | <b>₹ 10,42,090.00</b> | <b>₹ 64,98,721.00</b>   | <b>₹ 55,40,398.00</b>      |
| <b>Examinations</b>                             |                       |                       |                         |                            |
| 1. Evaluation Fee                               | ₹ 4,13,500.00         | ₹ 1,83,500.00         | ₹ 5,97,000.00           | ₹ 4,23,500.00              |
| 2. Examination Fee                              | ₹ 6,300.00            | ₹ 4,200.00            | ₹ 10,500.00             | ₹ 11,100.00                |
| 3. Mark sheet, certificat Fee                   | ₹ 2,200.00            |                       | ₹ 2,200.00              | ₹ 500.00                   |
| <b>Total (b)</b>                                | <b>₹ 4,22,000.00</b>  | <b>₹ 1,87,700.00</b>  | <b>₹ 6,09,700.00</b>    | <b>₹ 4,35,100.00</b>       |
| <b>Other Fee</b>                                |                       |                       |                         |                            |
| 1. Conveyance Charges                           | ₹ 2,00,904.00         | ₹ 90,768.00           | ₹ 2,91,672.00           | ₹ 1,49,996                 |
| 2. Identiy card Charges                         | ₹ 37,800.00           |                       | ₹ 37,800.00             | ₹ 34,175                   |
| 3. Fine/Miscellaneous Fee                       | ₹ 41,516.00           | ₹ 30,408.00           | ₹ 71,924.00             | ₹ 42,846                   |
| 4. Hostel Maintainance Charge                   | ₹ 600.00              | ₹ -                   | ₹ 600.00                | ₹ 2,94,750                 |
| 5. Hostel Fee                                   | ₹ 13,15,300.00        | ₹ 14,66,800.00        | ₹ 27,82,100.00          | ₹ 29,11,228                |
| 6. Income from Photocopy work                   | ₹ 90,022.00           | ₹ 52,350.00           | ₹ 1,42,372.00           | ₹ 1,05,150                 |
| 7. Application Fee                              |                       |                       | ₹ -                     | ₹ -                        |
| 8. Hostel Mess Fee                              | ₹ -                   | ₹ 27,92,586.00        | ₹ 27,92,586.00          | ₹ -                        |
| 9. CERTIFICATE VERIFICATION CHARGES             | ₹ 500.00              | ₹ -                   | ₹ 500.00                | ₹ -                        |
| 10. Audio Visual / Teaching Aid                 | ₹ -                   | ₹ -                   | ₹ -                     | ₹ -                        |
| 11. CONVOCAION FEE                              | ₹ -                   | ₹ -                   | ₹ -                     | ₹ 58,500                   |
| <b>Total (c)</b>                                | <b>₹ 16,86,642.00</b> | <b>₹ 44,32,912.00</b> | <b>₹ 61,19,554.00</b>   | <b>₹ 35,96,645.00</b>      |
| <b>Sale of publications</b>                     |                       |                       |                         |                            |
| 1. Sale of Syllabus and Question Paper etc      |                       |                       | ₹ -                     | ₹ -                        |
| 2. Sale of prospectus including admission forms | ₹ 4,050.00            | ₹ 1,650.00            | ₹ 5,700.00              | ₹ 23,100.00                |
| <b>Total (d)</b>                                | <b>₹ 4,050.00</b>     | <b>₹ 1,650.00</b>     | <b>₹ 5,700.00</b>       | <b>₹ 23,100.00</b>         |
| <b>GRAND TOTAL (a+b+c+d)</b>                    | <b>₹ 75,69,323.00</b> | <b>₹ 56,64,352.00</b> | <b>₹ 1,32,33,675.00</b> | <b>₹ 95,95,243.00</b>      |

  
( Nishant Joshi )  
Section Officer(F&A)

  
( Praveen Kumar )  
Asst Registrar(F&A)

  
( CMA B.K. Pandey )  
Finance officer



**SCHEDULE 10- GRANTS/Subsidies(Irrevocable Grants & Subsidies Received)**

(Amount in Rs.)

| Particulars                                 | Plan                       |            | Total Plan                 | Non-Plan UGC | Current Year               | Previous Year            |
|---|----------------------------|------------|----------------------------|--------------|----------------------------|--------------------------|
|   | UGC                        |            |                            |              | 2014-15                    | 2013-14                  |
|   | Plan                       | IDF        |                            |              | Total                      | Total                    |
| Balance B/F                                 | ₹ 49,53,00,798.78          | ₹ -        | ₹ 49,53,00,798.78          | ₹ -          | ₹ 49,53,00,798.78          | ₹ 6,46,65,427.00         |
| Add: Recelptes During the Year              | ₹ 75,00,00,000.00          | ₹ -        | ₹ 75,00,00,000.00          | ₹ -          | ₹ 75,00,00,000.00          | ₹ 87,18,00,000.00        |
| <b>Total</b>                                | <b>₹ 1,24,53,00,798.78</b> | <b>₹ -</b> | <b>₹ 1,24,53,00,798.78</b> | <b>₹ -</b>   | <b>₹ 1,24,53,00,798.78</b> | <b>₹ 93,64,65,427.00</b> |
| Less: Refund to UGC                         | ₹ -                        | ₹ -        | ₹ -                        | ₹ -          | ₹ -                        | ₹ -                      |
| Balance                                     | ₹ 1,24,53,00,798.78        | ₹ -        | ₹ 1,24,53,00,798.78        | ₹ -          | ₹ 1,24,53,00,798.78        | ₹ 93,64,65,427.00        |
| Less: Utilized for Capital Expenditure (A)  | ₹ 21,94,62,261.00          | ₹ -        | ₹ 21,94,62,261.00          | ₹ -          | ₹ 21,94,62,261.00          | ₹ 28,80,83,894.22        |
| Balance                                     | ₹ 1,02,58,38,537.78        | ₹ -        | ₹ 1,02,58,38,537.78        | ₹ -          | ₹ 1,02,58,38,537.78        | ₹ 64,83,81,532.78        |
| Less: Utilized for Revenue Expenditure (B)  | ₹ 16,41,56,419.35          | ₹ -        | ₹ 16,41,56,419.35          | ₹ -          | ₹ 16,41,56,419.35          | ₹ 15,30,80,733.00        |
| Less: Opening Balance T/F from general fund | ₹ -                        | ₹ -        | ₹ -                        | ₹ -          | ₹ -                        | ₹ -                      |
| <b>Balance B/F</b>                          | <b>₹ 86,16,82,118.43</b>   | <b>₹ -</b> | <b>₹ 86,16,82,118.43</b>   | <b>₹ -</b>   | <b>₹ 86,16,82,118.43</b>   | <b>₹ 49,53,00,798.78</b> |

*Hoshi*  
( Nishant Joshi )  
Section Officer(F&A)

*Praveen Kumar*  
( Praveen Kumar )  
Astt Registrar(F&A)

*B.K. Pandey*  
( CMA B.K. Pandey )  
Finance officer





**CENTRAL UNIVERSITY OF SOUTH BIHAR**  
**SCHEDULE FORMING PART OF THE INCOME AND EXPENDITURE A/C**

**SCHEDULE 11- INCOME FROM INVESTMENT**

(Amount in Rs.)

| Particulars   | Current Year(2014-15) |      |       | Previous Year |
|---|-----------------------|------|-------|---------------|
|   | PATNA                 | GAYA | TOTAL | (2013-14)     |
| 1. Interest   | ₹ -                   | ₹ -  | ₹ -   | ₹ -           |
| a) On Govt. Securities  | ₹ -                   | ₹ -  | ₹ -   | ₹ -           |
| b) Other Bonds/ Debentures  | ₹ -                   | ₹ -  | ₹ -   | ₹ -           |
| 2. Interest on Term Deposits  | ₹ -                   | ₹ -  | ₹ -   | ₹ -           |
| 3. Income Accrued but not due on Term Deposits/Interest bearing advances to employees | ₹ -                   | ₹ -  | ₹ -   | ₹ -           |
| 4. Interest on Savings Bank Accounts  | ₹ -                   | ₹ -  | ₹ -   | ₹ -           |
| 5. Others (Specify)   | ₹ -                   | ₹ -  | ₹ -   | ₹ -           |
| <b>TOTAL</b>  | ₹ -                   | ₹ -  | ₹ -   | ₹ -           |
| TRANSFERRED TO EARMARKED/<br>ENDOWMENT FUNDS  | ₹ -                   | ₹ -  | ₹ -   | ₹ -           |

**SCHEDULE 12- INTEREST EARNED**

(Amount in Rs.)

| Particulars                               | PATNA            | GAYA          | TOTAL            | Previous Year    |
|---|------------------|---------------|------------------|------------------|
| <b>1. Interest on Term Deposits</b>       |                  |               |                  |                  |
| a) With Scheduled Banks                   | ₹ 2,58,22,032.02 |               | ₹ 2,58,22,032.02 | ₹ 87,00,165.21   |
| b) With Non-Scheduled Banks               | ₹ -              | ₹ -           | ₹ -              | ₹ -              |
| c) With Institutions                      | ₹ -              | ₹ -           | ₹ -              | ₹ -              |
| d) Others                                 | ₹ -              | ₹ -           | ₹ -              | ₹ -              |
| <b>2. Interest on Saving Accounts</b>     |                  |               |                  |                  |
| a) With Scheduled Banks                   | ₹ 67,62,555.00   | ₹ 1,76,540.00 | ₹ 69,39,095.00   | ₹ 21,76,281.00   |
| b) With Non-Scheduled Banks               | ₹ -              |               | ₹ -              | ₹ -              |
| c) With Institutions                      | ₹ -              | ₹ -           | ₹ -              | ₹ -              |
| d) Others                                 | ₹ -              | ₹ -           | ₹ -              | ₹ -              |
| <b>3. Interest on Loans:</b>              |                  |               |                  |                  |
| a) Employees/Staff                        | ₹ -              | ₹ -           | ₹ -              | ₹ -              |
| b) Others                                 | ₹ -              | ₹ -           | ₹ -              | ₹ -              |
| <b>4. On Debtors and Other Receivable</b> |                  |               |                  |                  |
| <b>Total</b>                              | ₹ 3,25,84,587.02 | ₹ 1,76,540.00 | ₹ 3,27,61,127.02 | ₹ 1,08,76,446.21 |

*Nishant Joshi*  
( Nishant Joshi )  
Section Officer(F&A)

*Praveen Kumar*  
( Praveen Kumar )  
Astt Registrar(F&A)

*B.K. Pandey*  
( CMA B.K. Pandey )  
Finance officer



**CENTRAL UNIVERSITY OF SOUTH BIHAR**  
**SCHEDULE FORMING PART OF THE INCOME AND EXPENDITURE A/C**

**SHCHEDULE 13- OTHER INCOME**

(Amount in Rs.)

| Particulars  | Current Year(2014-15) |             |                | Previous Year<br>(2013-14) |
|--|-----------------------|-------------|----------------|----------------------------|
|  | PATNA                 | GAYA        | TOTAL          |                            |
| <b>A. Income from Land &amp; Building</b>                                    |                       |             |                |                            |
| 1. Hostel Room Rent  | ₹ 18,597.00           |             | ₹ 18,597.00    | ₹ 22,645.00                |
| 2. License fee   | ₹ 24,730.00           |             | ₹ 24,730.00    | ₹ 34,323.00                |
| 3. Sponsorship   |                       |             | ₹ -            | ₹ 2,02,500.00              |
| 4. Electricity & water charges   |                       |             | ₹ -            | ₹ -                        |
| 5. Teaching salary   |                       |             | ₹ -            | ₹ -                        |
| 6. CUBCHS Contribution   | ₹ 4,78,925.00         |             | ₹ 4,78,925.00  | ₹ 3,91,816.00              |
| 7. Conveyance Charges  | ₹ 480.00              |             | ₹ 480.00       | ₹ -                        |
| 8. Test Centre Fee   |                       |             | ₹ -            | ₹ 6,785.00                 |
| 9. Guest House charges   | ₹ 22,873.00           | ₹ 36,451.00 | ₹ 59,324.00    | ₹ 8,650.00                 |
| 10. Furniture Recovery   | ₹ 1,968.00            |             | ₹ 1,968.00     | ₹ 7,872.00                 |
| <b>Total</b>   | ₹ 5,47,573.00         | ₹ 36,451.00 | ₹ 5,84,024.00  | ₹ 6,74,591.00              |
| <b>B. Sale of Institute's publications</b>                                   |                       |             |                |                            |
|  | ₹ -                   | ₹ -         | ₹ -            | ₹ -                        |
| <b>C. Income from holding events</b>   |                       |             |                |                            |
| 1. Gross Receipts from annual function/<br>sports carnival                   | ₹ -                   | ₹ -         | ₹ -            | ₹ -                        |
| Less: Direct Expenditure incurred on the<br>annual function/ sports carnival | ₹ -                   | ₹ -         | ₹ -            | ₹ -                        |
| 2. Gross Receipts for fetes  | ₹ -                   | ₹ -         | ₹ -            | ₹ -                        |
| Less: Direct Expenditure incurred on fetes                                   | ₹ -                   | ₹ -         | ₹ -            | ₹ -                        |
| 3. Gross Receipts for education tours  | ₹ -                   | ₹ -         | ₹ -            | ₹ -                        |
| Less: Direct Expenditure incurred on the<br>tours                            | ₹ -                   | ₹ -         | ₹ -            | ₹ -                        |
| 4. Donation  | ₹ -                   | ₹ -         | ₹ -            | ₹ -                        |
| <b>Total</b>   | ₹ -                   | ₹ -         | ₹ -            | ₹ -                        |
| <b>D. Others</b>   |                       |             |                |                            |
| 1. Income from consultancy   | ₹ 22,770.00           | ₹ -         | ₹ 22,770.00    | ₹ -                        |
| 2. RTI fees  | ₹ 398.00              | ₹ -         | ₹ 398.00       | ₹ 620.00                   |
| 3. Income from Royalty   |                       |             | ₹ -            | ₹ -                        |
| 4. Sale of application<br>Recruitment  |                       | ₹ -         | ₹ 9,96,785.00  | ₹ 31,66,990.50             |
| Admission  | ₹ 9,96,785.00         |             |                |                            |
| 5. Misc. receipts (Sale of tender form, waste<br>paper, etc)                 | ₹ 59,100.00           | ₹ -         | ₹ 59,100.00    | ₹ 1,17,566.00              |
| 6. Profit on Sale/Disposal of Assets:  |                       |             | ₹ -            |                            |
| a) Owned Assets  | ₹ -                   | ₹ -         | ₹ -            | ₹ -                        |
| b) Assets acquired out of grants or<br>received free of cost                 | ₹ -                   | ₹ -         | ₹ -            | ₹ -                        |
| 7. Liquidated Damage   | ₹ 4,45,476.00         | ₹ 8,784.00  | ₹ 4,54,260.00  | ₹ 1,31,259.00              |
| 8. Other Receipt   | ₹ 2,650.00            | ₹ 30,214.00 | ₹ 32,864.00    | ₹ 4,000.10                 |
| <b>Total</b>   | ₹ 15,27,179.00        | ₹ 38,998.00 | ₹ 15,66,177.00 | ₹ 34,20,435.60             |
| <b>GRAND TOTAL (A+B+C+D)</b>   | ₹ 20,74,752.00        | ₹ 75,449.00 | ₹ 21,50,201.00 | ₹ 40,95,026.60             |

**SCHEDULE 14 - Prior Period Income**

| Particulars                     | Current Year(2014-15) |      |               | Previous Year<br>(2013-14) |
|---------------------------------|-----------------------|------|---------------|----------------------------|
|                                 | PATNA                 | GAYA | TOTAL         |                            |
| Academic Receipt                | ₹ -                   | ₹ -  | ₹ -           | ₹ -                        |
| Income from Investments         | ₹ -                   | ₹ -  | ₹ -           | ₹ -                        |
| Interest Earned                 | ₹ -                   | ₹ -  | ₹ -           | ₹ -                        |
| Other Income (Development Meet) | ₹ 1,61,454.00         | ₹ -  | ₹ 1,61,454.00 | ₹ -                        |
| <b>TOTAL</b>                    | ₹ 1,61,454.00         | ₹ -  | ₹ 1,61,454.00 | ₹ -                        |

*Nishant Joshi*  
( Nishant Joshi )  
Section Officer(F&A)

*Praveen Kumar*  
( Praveen Kumar )  
Astt Registrar(F&A)

*B.K. Pandey*  
( CMA B.K. Pandey )  
Finance officer



**CENTRAL UNIVERSITY OF SOUTH BIHAR**  
**SCHEDULE FORMING PART OF THE INCOME AND EXPENDITURE A/C**  
**SCHEDULE 15- STAFF PAYMENTS & BENEFITS (ESTABLISHMENT EXPENSES)**

(Amount in Rs.)

| Particulars                     | Current Year (2014-15)   |                    |                          | Previous Year           |
|---------------------------------|--------------------------|--------------------|--------------------------|-------------------------|
|                                 | PATNA                    | GAYA               | TOTAL                    | (2013-14)               |
| a) Salaries & wages             | ₹ 10,14,80,644.00        | ₹ 58,710.00        | ₹ 10,15,39,354.00        | ₹ 7,42,92,896.00        |
| b) Children Education Allowance | ₹ 9,37,193.00            | ₹ 31,142.00        | ₹ 9,68,335.00            | ₹ 5,03,340.00           |
| c) Leave Salary Contribution    | ₹ 1,59,486.00            | ₹ -                | ₹ 1,59,486.00            | ₹ -                     |
| d) Pension Contribution         | ₹ 1,75,094.00            | ₹ -                | ₹ 1,75,094.00            | ₹ 49,59,793.00          |
| e) CPF Administration Charges   | ₹ 21,810.00              | ₹ -                | ₹ 21,810.00              | ₹ 19,260.00             |
| f) E.L. ENCASHMENT              | ₹ 12,551.00              | ₹ -                | ₹ 12,551.00              | ₹ 8,47,379.00           |
| g) HPL ENCASHMENT               | ₹ -                      | ₹ -                | ₹ -                      | ₹ 2,37,500.00           |
| h) Leave Travel Concession      | ₹ 7,00,788.00            | ₹ -                | ₹ 7,00,788.00            | ₹ 9,50,270.00           |
| i) Medical Reimbursement Claim  | ₹ 4,24,971.00            | ₹ -                | ₹ 4,24,971.00            | ₹ 6,34,506.00           |
| j) Overtime Allowance           | ₹ 27,042.00              | ₹ -                | ₹ 27,042.00              | ₹ 45,921.00             |
| k) Transfer Grant               | ₹ 1,19,920.00            | ₹ -                | ₹ 1,19,920.00            | ₹ 2,89,450.00           |
| l) NEWS PAPER REIMBURSEMENT     | ₹ 44,207.00              | ₹ -                | ₹ 44,207.00              | ₹ -                     |
| m) Bonus                        | ₹ 1,08,159.00            | ₹ -                | ₹ 1,08,159.00            | ₹ 1,20,890.00           |
| n) Gratuity (Deputationist)     | ₹ 61,811.00              | ₹ -                | ₹ 61,811.00              | ₹ -                     |
| <b>TOTAL</b>                    | <b>₹ 10,42,73,676.00</b> | <b>₹ 89,852.00</b> | <b>₹ 10,43,63,528.00</b> | <b>₹ 8,29,01,205.00</b> |

**SCHEDULE 16 - ACADEMIC EXPENSES**

| Particulars                                   | Current Year (2014-15)  |                       |                         | Previous Year           |
|---|-------------------------|-----------------------|-------------------------|-------------------------|
|   | PATNA                   | GAYA                  | TOTAL                   | (2013-14)               |
| a) Laboratory expenses                        | ₹ 5,32,509.00           | ₹ 8,816.00            | ₹ 5,41,325.00           | ₹ 8,80,651.00           |
| b) Field work/ Participation                  | ₹ -                     | ₹ -                   | ₹ -                     | ₹ -                     |
| c) Seminar/ Workshop (Hosp + Honor +TA+Other) | ₹ 1,46,152.00           | ₹ 1,200.00            | ₹ 1,47,352.00           | ₹ 13,05,480.00          |
| d) Magazines and Journals                     | ₹ -                     | ₹ -                   | ₹ -                     | ₹ 1,02,264.00           |
| e) Examination expenses                       | ₹ -                     | ₹ -                   | ₹ -                     | ₹ 26,966.00             |
| f) Hospitality Academic                       | ₹ 1,25,471.00           | ₹ 12,659.00           | ₹ 1,38,130.00           | ₹ 8,33,331.00           |
| g) Subscription Expenses                      | ₹ 17,33,082.00          | ₹ -                   | ₹ 17,33,082.00          | ₹ 18,43,447.00          |
| h) Training Charges                           | ₹ 2,27,072.00           | ₹ -                   | ₹ 2,27,072.00           | ₹ 1,68,450.00           |
| i) Travelling & Conveyance (Academic)         | ₹ 7,52,959.00           | ₹ 42,533.00           | ₹ 7,95,492.00           | ₹ 19,38,626.00          |
| j) Payment to visiting faculty                | ₹ 3,06,850.00           | ₹ -                   | ₹ 3,06,850.00           | ₹ 5,93,000.00           |
| k) Statutory fees                             | ₹ 1,55,000.00           | ₹ -                   | ₹ 1,55,000.00           | ₹ -                     |
| l) Student Welfare expenses                   | ₹ -                     | ₹ -                   | ₹ -                     | ₹ 2,12,423.00           |
| m) Internship/Study Tour Expenses             | ₹ 56,774.00             | ₹ -                   | ₹ 56,774.00             | ₹ 16,437.00             |
| n) Convocation expenses                       | ₹ -                     | ₹ -                   | ₹ -                     | ₹ 19,88,648.00          |
| o) Publication                                | ₹ -                     | ₹ -                   | ₹ -                     | ₹ -                     |
| p) Scholarship/Stipend                        | ₹ 5,68,884.00           | ₹ -                   | ₹ 5,68,884.00           | ₹ 5,90,790.00           |
| q) Summer Internship Expenses                 | ₹ 1,99,129.00           | ₹ -                   | ₹ 1,99,129.00           | ₹ 1,21,875.00           |
| r) Earn While You Learn Scheme Expenses       | ₹ 7,000.00              | ₹ -                   | ₹ 7,000.00              | ₹ 16,800.00             |
| s) Expenses on fees                           | ₹ -                     | ₹ -                   | ₹ -                     | ₹ -                     |
| t) CUCET EXPENSES                             | ₹ 4,45,583.00           | ₹ -                   | ₹ 4,45,583.00           | ₹ 7,74,164.00           |
| u) Mess Charges                               | ₹ -                     | ₹ 29,25,742.00        | ₹ 29,25,742.00          | ₹ 7,86,322.00           |
| u) CUBET Expenses                             | ₹ 27,11,992.00          | ₹ -                   | ₹ 27,11,992.00          | ₹ 10,79,778.00          |
| v) Honorarium(acad)                           | ₹ 2,95,500.00           | ₹ 44,250.00           | ₹ 3,39,750.00           | ₹ 5,03,000.00           |
| w) Non-NET M.PHIL/PH.D Fellowship Exp.        | ₹ 10,33,008.00          | ₹ -                   | ₹ 10,33,008.00          | ₹ -                     |
| v) Others                                     | ₹ 300.00                | ₹ 94.00               | ₹ 394.00                | ₹ -                     |
| w) CUSBET Exp.                                | ₹ 8,68,997.00           | ₹ -                   | ₹ 8,68,997.00           | ₹ -                     |
| <b>TOTAL</b>                                  | <b>₹ 1,01,66,262.00</b> | <b>₹ 30,35,294.00</b> | <b>₹ 1,32,01,556.00</b> | <b>₹ 1,37,82,452.00</b> |

*Hosh*  
**( Nishant Joshi )**  
**Section Officer(F&A)**

*Praveen Kumar*  
**( Praveen Kumar )**  
**Astt Registrar(F&A)**

*B.K. Pandey*  
**( CMA B.K. Pandey )**  
**Finance officer**



**SCHEDULE 15 A- EMPLOYEES RETIREMENT AND TERMINAL BENEFITS**

|   | Penson | Gratuity | Leave Encashment | Total |
|---|--------|----------|------------------|-------|
| Opening Balance as on.....  |        |          |                  |       |
| Addition: Capitalized value of Contributions received from oher organizations |        |          |                  |       |
| Total (a)   | ₹ -    | ₹ -      | ₹ -              | ₹ -   |
| Less : Actual Payment during the year (b)                                     | ₹ -    | ₹ -      | ₹ -              | ₹ -   |
| Balance available on 31.03 c(a-b)   | ₹ -    | ₹ -      | ₹ -              | ₹ -   |
| Provision required on 31.03. as per actuarial valuation (d)                   | ₹ -    | ₹ -      | ₹ -              | ₹ -   |
| A. Provision to be made in the Current year (d-c)                             | ₹ -    | ₹ -      | ₹ -              | ₹ -   |
| B. Contribution to New Penson Scheme  | ₹ -    | ₹ -      | ₹ -              | ₹ -   |
| C. Medical Reimbursement to Retired Employees                                 | ₹ -    | ₹ -      | ₹ -              | ₹ -   |
| D. Travel to Hometown on Retirement   | ₹ -    | ₹ -      | ₹ -              | ₹ -   |
| E. Deposit Linked Insurance Payment   | ₹ -    | ₹ -      | ₹ -              | ₹ -   |
| <b>Total (A+B+C+D+E)</b>  | ₹ -    | ₹ -      | ₹ -              | ₹ -   |

  
**( Nishant Joshi )**  
**Section Officer(F&A)**

  
**( Praveen Kumar )**  
**Astt Registrar(F&A)**

  
**( CMA B.K. Pandey )**  
**Finance officer**





**CENTRAL UNIVERSITY OF SOUTH BIHAR**  
**SCHEDULE FORMING PART OF THE INCOME AND EXPENDITURE A/C**

**SCHEDULE - 17 ADMINISTRATIVE EXPENSES**

| Particulars  | Current Year(2014-15) |               |                  | Previous Year<br>(2013-14) |
|--|-----------------------|---------------|------------------|----------------------------|
|  | PATNA                 | GAYA          | TOTAL            |                            |
| <b>(A) Infrastructure</b>                          |                       |               |                  |                            |
| a) Electricity and Power                           | ₹ 46,27,444.00        | 1,10,144.00   | ₹ 47,37,588.00   | ₹ 17,13,737.00             |
| b) Rent Office/GH/Residence                        | ₹ 1,88,33,044.00      | 4,35,544.00   | ₹ 1,92,68,588.00 | ₹ 2,03,21,841.00           |
| c) Rent, Rates and Taxes(including property tax)   | ₹ 14,706.00           |               | ₹ 14,706.00      | ₹ -                        |
| d) Security Services                               | ₹ 86,93,464.00        |               | ₹ 86,93,464.00   | ₹ 85,23,290.00             |
| <b>(B) Communication</b>                           |                       |               |                  |                            |
| a) Postage, Telephone & Communication Charges      | ₹ 17,18,598.00        | 84,745.00     | ₹ 18,03,343.00   | ₹ 12,15,184.00             |
| <b>(C) Subscription to Academic Institutions</b>   | ₹ -                   | ₹ -           | ₹ -              | ₹ -                        |
| <b>(D) Travelling &amp; Conveyance Expenditure</b> |                       |               |                  |                            |
| a) Travelling and conveyance (Admn.)               | ₹ 24,25,200.00        | 13,774.00     | ₹ 24,38,974.00   | ₹ 38,51,816.00             |
| <b>E) Advertisement Expenses</b>                   | ₹ 8,60,389.00         |               | ₹ 8,60,389.00    | ₹ 21,59,017.00             |
| <b>F) Auditors Remunerations</b>                   |                       |               | ₹ -              | ₹ 65,169.00                |
| <b>G) Others</b>                                   | ₹ 3,15,023.00         |               | ₹ 3,15,023.00    | ₹ -                        |
| a) Expenses on fees                                | ₹ 53,080.00           |               | ₹ 53,080.00      | ₹ 36,503.00                |
| b) HOUSE KEEPING EXPENSES                          | ₹ 17,629.00           |               | ₹ 17,629.00      | ₹ -                        |
| c) Honorarium                                      | ₹ 2,39,000.00         |               | ₹ 2,39,000.00    | ₹ 6,84,500.00              |
| d) Hospitality                                     | ₹ 2,01,285.00         | 57,964.00     | ₹ 2,59,249.00    | ₹ 7,52,924.00              |
| e) Labour & Process Charges                        | ₹ -                   |               | ₹ -              | ₹ -                        |
| f) Printing and Stationery                         | ₹ 11,90,529.00        | 62,497.00     | ₹ 12,53,026.00   | ₹ 20,85,305.00             |
| g) Professional/Legal Charges                      | ₹ 8,30,370.00         |               | ₹ 8,30,370.00    | ₹ 12,29,762.00             |
| h) Sports & Cultural expenses                      | ₹ 2,16,062.00         | 28,450.00     | ₹ 2,44,512.00    | ₹ 1,86,668.00              |
| i) Recruitment Expenses                            | ₹ 48,593.00           |               | ₹ 48,593.00      | ₹ 53,81,857.00             |
| j) Training expenses                               | ₹ 2,57,564.00         |               | ₹ 2,57,564.00    | ₹ -                        |
| k) CCCP expenditure                                | ₹ -                   | ₹ -           | ₹ -              | ₹ 418.70                   |
| l) Magazines and Journals                          | ₹ 1,12,619.00         | 22,441.00     | ₹ 1,35,060.00    | ₹ 16,747.00                |
| m) Earn While You Learn Scheme Expenses            | ₹ -                   |               | ₹ -              | ₹ -                        |
| n) Foundation Stone Laying Expenses                | ₹ -                   | 24,900.00     | ₹ 24,900.00      | ₹ 15,21,768.00             |
| o) Guest house Expenses                            | ₹ -                   | 16,266.00     | ₹ 16,266.00      | ₹ 15,353.00                |
| p) Medicin Expenses                                | ₹ -                   | 32,903.00     | ₹ 32,903.00      | ₹ 16,281.00                |
| q) Rajbhash Expenditure                            | ₹ -                   | ₹ -           | ₹ -              | ₹ 45,000.00                |
| r) Ingural Expenses (Babu Jagjivan Ram Chair)      | ₹ -                   | ₹ -           | ₹ -              | ₹ 1,34,154.00              |
| s) Water Charges                                   | ₹ 13,440.00           | ₹ -           | ₹ 13,440.00      | ₹ 6,15,342.00              |
| <b>TOTAL</b>                                       | ₹ 4,06,68,039.00      | ₹ 8,89,628.00 | ₹ 4,15,57,667.00 | ₹ 5,05,72,636.70           |

**SCHEDULE 18- TRANSPORTATION EXPENSES**

| Particulars  | Current Year(2014-15) |               |                | Previous Year<br>(2013-14) |
|--|-----------------------|---------------|----------------|----------------------------|
|  | PATNA                 | GAYA          | TOTAL          |                            |
| <b>1. Vehicles (owned by educational institutions)</b> |                       |               |                |                            |
| a) Running expenses                                    | ₹ 4,72,509.00         | 23,750.00     | ₹ 4,96,259.00  | ₹ 7,98,962.00              |
| b) Repairs & Maintenance                               | ₹ 59,411.00           | 1,28,171.55   | ₹ 1,87,582.55  | ₹ 2,41,648.00              |
| c) Insurance Expenses                                  | ₹ 89,192.00           | 50,595.00     | ₹ 1,39,787.00  | ₹ 1,02,564.00              |
| <b>2. Vehicles taken on rent/lease</b>                 | ₹ -                   |               | ₹ -            | ₹ -                        |
| a) Rent/ lease expenses                                | ₹ 20,40,801.00        | 2,497.00      | ₹ 20,43,298.00 | ₹ 26,30,620.00             |
| <b>TOTAL</b>   | ₹ 26,61,913.00        | ₹ 2,05,013.55 | ₹ 28,66,926.55 | ₹ 37,73,794.00             |

*Nishant Joshi*  
( Nishant Joshi )  
Section Officer(F&A)

*Praveen Kumar*  
( Praveen Kumar )  
Astd Registrar(F&A)

*B.K. Pandey*  
( CMA B.K. Pandey )  
Finance officer



**CENTRAL UNIVERSITY OF SOUTH BIHAR**  
**SCHEDULE FORMING PART OF THE INCOME AND EXPENDITURE A/C**

**SCHEDULE -19 REPAIRS & MAINTENANCE**

| Particulars                        | Current Year(2014-15) |                      |                       | Previous Year<br>(2013-14) |
|------------------------------------|-----------------------|----------------------|-----------------------|----------------------------|
|                                    | PATNA                 | GAYA                 | TOTAL                 |                            |
| a) Building                        | -                     | -                    | -                     | ₹ 1,39,620.00              |
| b) Furniture & Fixture             | ₹ 26,407.00           | 3,284.00             | 29,691.00             | ₹ 57,832.00                |
| c) Plant & Machinery               | -                     | -                    | -                     | ₹ 8,01,691.00              |
| d) Office Equipments               | ₹ 18,690.00           | -                    | 18,690.00             | ₹ 81,495.00                |
| e) Lab Equipment                   | ₹ 1,69,484.00         | -                    | 1,69,484.00           | ₹ 36,522.00                |
| f) Computer & Peripherals          | ₹ 2,16,933.00         | 8,640.00             | 2,25,573.00           | ₹ 2,05,907.00              |
| g) Electric Equipment              | ₹ 4,31,655.00         | 18,461.00            | 4,50,116.00           | ₹ 1,59,848.00              |
| h) Cable Connection                | -                     | -                    | -                     | ₹ 3,710.00                 |
| i) Cleaning Material & Service     | ₹ 70,821.00           | -                    | 70,821.00             | ₹ 5,27,555.00              |
| j) GENERATOR RUNNING & MAINTENANCE | ₹ 3,87,452.00         | 2,34,885.00          | 6,22,337.00           | ₹ -                        |
| k) REPAIR & MAINT. (OTHERS)        | ₹ 30,605.00           | 31,477.00            | 62,082.00             | ₹ -                        |
| <b>TOTAL</b>                       | <b>₹ 13,52,047.00</b> | <b>₹ 2,96,747.00</b> | <b>₹ 16,48,794.00</b> | <b>₹ 20,14,180.00</b>      |

**SCHEDULE 20 - FINANCE COSTS**

| Particulars                | Current Year(2014-15) |                    |                    | Previous Year<br>(2013-14) |
|----------------------------|-----------------------|--------------------|--------------------|----------------------------|
|                            | PATNA                 | GAYA               | TOTAL              |                            |
| a) Interest on fixed loans | -                     | -                  | ₹ -                | ₹ -                        |
| b) Interest on other loans | -                     | -                  | ₹ -                | ₹ -                        |
| c) Bank Charges            | ₹ 15,545.80           | 72,122.00          | ₹ 87,667.80        | ₹ 36,465.45                |
| d) Others (specify)        | -                     | -                  | ₹ -                | ₹ -                        |
| <b>TOTAL</b>               | <b>₹ 15,545.80</b>    | <b>₹ 72,122.00</b> | <b>₹ 87,667.80</b> | <b>₹ 36,465.45</b>         |

**SCHEDULE 21 - OTHER EXPENSES**

| Particulars   | Current Year(2014-15) |            |            | Previous Year<br>(2013-14) |
|---|-----------------------|------------|------------|----------------------------|
|   | PATNA                 | GAYA       | TOTAL      |                            |
| a) Provisions for Bad and Doubtful Debts/<br>Advances | ₹ -                   | ₹ -        | ₹ -        | ₹ -                        |
| b) Irrecoverable Balances Written off                 | ₹ -                   | ₹ -        | ₹ -        | ₹ -                        |
| <b>TOTAL</b>  | <b>₹ -</b>            | <b>₹ -</b> | <b>₹ -</b> | <b>₹ -</b>                 |

**SCHEDULE 22 - Prior Period Expenses**

| Particulars             | Current Year(2014-15) |            |                      | Previous Year<br>(2013-14) |
|-------------------------|-----------------------|------------|----------------------|----------------------------|
|                         | PATNA                 | GAYA       | TOTAL                |                            |
| Establishment Expenses  | ₹ 4,01,911.00         | ₹ -        | ₹ 4,01,911.00        | ₹ -                        |
| Academic Expenses       | ₹ 1,31,703.00         | ₹ -        | ₹ 1,31,703.00        | ₹ -                        |
| Administrative Expenses | (1,03,334)            | ₹ -        | (1,03,334)           | ₹ -                        |
| Transportation Expenses | ₹ -                   | ₹ -        | ₹ -                  | ₹ -                        |
| Other Expenses          | ₹ -                   | ₹ -        | ₹ -                  | ₹ -                        |
| <b>TOTAL</b>            | <b>₹ 4,30,280.00</b>  | <b>₹ -</b> | <b>₹ 4,30,280.00</b> | <b>₹ -</b>                 |

  
( Nishant Joshi )  
Section Officer(F&A)

  
( Praveen Kumar )  
Astt Registrar(F&A)

  
( CMA B.K. Pandey )  
Finance officer



**CENTRAL UNIVERSITY OF SOUTH BIHAR**  
**B.I.T. CAMPUS, PATNA - 800 014, BIHAR**

**SCHEDULE: 23**

**NOTES ON ACCOUNTS AND SIGNIFICANT ACCOUNTING POLICIES**  
**Annexed to and forming part of Balance Sheet as at 31.03.2015**

**(A) SIGNIFICANT ACCOUNTING POLICIES**

**1. Basis for preparation of account**

- 1.1 The accounts of the University have been prepared on the basis of historical cost convention and on the basis of accrual system of accounting.
- 1.2 For classification of the expenditure under Capital & Revenue, the University follows the provisions of General Financial Rules and other orders issued by the Government of India and the University Grants Commission from time to time.

**2. Revenue Recognition**

- 2.1 Fees from students, sale of admission forms and interest on Savings Bank A/c are accounted for as and when received.
- 2.2 Income from Land, Building and other Property are accounted for as and when received.
- 2.3 Interest on advance sanctioned to staff for House Building, Purchase of Vehicles and Computers etc. is accounted on cash basis every year, since the actual recovery of interest after the full repayment of principal amount.

**3. Fixed Assets and Depreciation**

- 3.1 Fixed Assets are stated at cost of the acquisition including inward freight, duties and taxes and incidental and direct expenses related to acquisition, installation and commissioning as prescribed by AS-10 Accounting for Fixed Assets.
- 3.2 Gifted / donated assets are valued at the declared value available. If not available, the value is estimated on present market value and physical value of the asset as prescribed by AS-10 Accounting for Fixed Assets.
- 3.3 Books received as gift, are valued at selling prices printed on the books. Where there is not printed the value is based on assessment. The cost is credited to Capital fund and merged with fixed assets of the University. Depreciation is charged at the rates applicable to the respective assets.

**3.3.1 Depreciation charged at the following rates:-**

| S.N. | Items (Fixed Assets) | Rate of Depreciation |
|------|----------------------|----------------------|
| 1.   | Land                 | 0%                   |
| 2.   | Site Development     | 0%                   |

*H. K.*

*Raveen Kumar*



**CENTRAL UNIVERSITY OF SOUTH BIHAR**  
**B.I.T. CAMPUS, PATNA - 800 014, BIHAR**

|     |                                       |       |
|-----|---------------------------------------|-------|
| 3.  | Building                              | 2%    |
| 4.  | Roads and bridges                     | 2%    |
| 5.  | Tube well and water supply            | 6%    |
| 6.  | Sewerage and drainage                 | 2%    |
| 7.  | Electrical installation and equipment | 5%    |
| 8.  | Plant and machinery                   | 5%    |
| 9.  | Scientific and laboratory equipment   | 8%    |
| 10. | Office equipment                      | 7.5%  |
| 11. | Audio visual equipment                | 7.5%  |
| 12. | Computers and peripherals             | 20%   |
| 13. | Computer Software                     | 40%   |
| 14. | Furniture's, fixtures and fittings*   | 7.50% |
| 15. | Vehicles                              | 10%   |
| 16. | Library books and scientific journals | 10%   |
| 17. | E Journals, Software                  | 40%   |
| 18. | Others                                | 5%    |

\* Upto 2013-14 Depreciation on furniture & fixture has been charged @ 10% pa, however from 2014-15 onwards Depreciation on furniture & fixture has been charged @ 7.50% pa as per approved MHRD formats (No. 29-4/2012-IFD) Dated 17<sup>th</sup> April 2015

- 3.4 Depreciation is for the whole year on additions during the year.
- 3.5 Where an asset is fully depreciated it will be carried at a residual of ₹ 1.00 in the Balance Sheet and will not be further depreciated. Thereafter, Depreciation is calculated on the addition of each year separately at the rates of depreciation for respective assets.

**4. Stocks**

Expenditure on purchase of chemicals, glassware, publications stationery and other stores is accounted as revenue expenditure of cash basis.

**5. Government / UGC Grant.**

- 5.1 Government / UGC grants are accounted for on realization basis. However where a sanction for release of grant pertaining to financial year is received before 31st March and grant is actually received in next financial year, the grant is accounted on accrual basis and equal amount as shown as recoverable from the grantor.
- 5.2 To the extent unutilized towards capital expenditure government grants and grants from UGC are transferred to the Capital fund.
- 5.3 Government and UGC grant for meeting Revenue expenditure; on accrual basis, are treated to the extent utilized as income of the year in which they are realized. Unutilized grants, including advances paid out of such grants are carried forward and exhibited as a liability in the balance sheet.

*H. K. Singh*

*Raveen kumar*

*[Signature]*





**CENTRAL UNIVERSITY OF SOUTH BIHAR**  
**B.I.T. CAMPUS, PATNA - 800 014, BIHAR**

**6. Research and Development Expenses**

Research and Development Expenses of University under Non-Plan (Maintenance Grant) as and when sanctioned would be charged to Income and Expenditure in the year of incurrence.

**7. Investments**

All investments are valued at cost. To the extent immediately not required for expenditure, the amount available against such funds are invested in fixed Deposits with Banks, leaving balance in Auto sweep Flexi Savings Bank.

**8. Foreign exchange**

The transactions relating to foreign currency, if any, are accounted for at the exchange rates prevailing on the date of the transaction.

**9. Income tax**

The income of the University is exempted from Income Tax under **Section 10 (23C) (iiia)** of the Income Tax Act 1961.

No provision for tax is therefore made in the accounts.

**10. Corpus Fund**

The University has resolved to create Corpus fund as per the Executive Council resolution item No 8/EC-7/11 dated 15.10.2011. The resources of Corpus Fund may be mobilized through participation, contribution from individual Indians/NRIs, Alumni Associations, industrial and Business Houses and interest earned on the Corpus Fund. The UGC provides matching contribution to the extent of 25% of the contribution received by the University subject to maximum of Rs 25 lakhs per annum. The Executive Council of the University at its meeting held on 15.11.2011, vide resolution No 8/EC-7/11 resolved that only interest from the Corpus Fund can be utilized to the extent of 50% of the total interest earned during the year at the time of withdrawal. The interest acquired on these funds should be utilized for the developmental activities of the University.

*Hoshi*

*Praveen Kumar*

*h*



**CENTRAL UNIVERSITY OF SOUTH BIHAR**  
**B.I.T. CAMPUS, PATNA - 800 014, BIHAR**

**(B) NOTES ON ACCOUNT:-**

a) Contingent liability: Nil

b) Change in Accounting Policy

As per Para-29 of A.S.-5, issued by ICAI states that A change in Accounting policy should be made only if the adoption of a different accounting policy is required by statute or for compliance with an accounting standard of if it is considered that the change would result in a more appropriate presentation of the financial statement of the organization.

4) PRIOR PERIOD ITEM :-

5) A payment of ₹ 2500000.00 (₹ 10 lacs on 30.04.2014, ₹ 5 lacs on 16.05.2014 & ₹ 10 lacs on 05.06.2014) has been transferred to CUB, Gaya on 24<sup>th</sup> of February 2014 for meeting out recurring nature of expenditure which has been treated as inter-account transaction and the same has been accounted for.

c) The University has the following members in Executive Council and three meetings had been held during the year and the transaction between University and them are as follows:-

| SL No. | Name of Executive Committee Member | Reimbursement of Travelling Expenses | Honorarium |
|--------|------------------------------------|--------------------------------------|------------|
| 1.     | Prof. Manas Bihari Verma           | ₹25500.00                            | ₹8000.00   |
| 2.     | Prof. Amita Chatterjee             | ₹28712.00                            | ₹8000.00   |
| 3.     | Prof. VC Pande                     | ₹1675.00                             | ₹2000.00   |
| 4.     | Prof. Harish Trivedi               | ₹ 18111.00                           | ₹2000.00   |
| 5.     | Dr. D. M. Diwakar                  | ₹                                    | ₹6000.00   |
| 6.     | Dr. Ram Kumar                      | ₹3768.00                             | 0.00       |
| 7.     | Dr. Shukla Mohanty                 | ₹9703.00                             | 2000.00    |

d) The University has recognized following person as its 'key management personnel' and transaction between University and them are as follows:-

i. Prof. Debdas Banerjee, Vice Chancellor, CUB (from 01.04.14)

Salary 15,69,603.00

e) Grants in Aid received for Projects & Startup Grants for Faculties of ₹ 2,41,75,344.42 has been considered as liabilities as expense is yet to be incurred. The same will be adjusted as and when expenditure is incurred.

f) Previous year's figures have been regrouped/ reclassified wherever found necessary as per the new formats of account circulated by MHRD (No. 29-4/2012-IFD) Dated 17<sup>th</sup> April 2015).

\*\*\*\*\*

*Heshi*

*Praveen Kumar*

*[Signature]*



## SCHEDULE : 24

### CONTINGENT LIABILITIES AND NOTES TO ACCOUNTS (ILLUSTRATIVE)

#### 1. CONTINGENT LIABILITIES:

1.1 As on 31.03.2015 one Court Cases filed against the University, by former employee was pending for decisions. The suit filed by employee was related termination. The quantum of the claims is not ascertainable. The claim in the suits and arbitration cases by contractor's amount to **Rs Nil** (Previous Year **Rs Nil**).

1.2 Letters of credit established by the Bank on behalf of the University and outstanding on 31.03.2015 **Rs Nil** (Previous Year **Rs. Nil lakh**).

1.3 Disputed demands in respect of Scales Tax **Rs Nil** (Previous Year **Rs Nil**)  
Municipal Taxes **Rs Nil** (Previous Year **Rs Nil**)

#### 2. CAPITAL COMMITMENTS

The Value of contracts remaining to be executed on Capital Account and not provided for (Net of advances) amounted to Rs **153.38 Crore\*** as on 31.03.2015 (Previous year Rs Nil).

\* Administrative approval accorded by CUSB on 23.12.2014 to M/S RITES for above value of building work.

#### 3. FIXED ASSETS:

3.1 Additions in the year to Fixed Assets in **Schedule 4** include Assets purchased out of Plan Funds (**Rs 21.94 Crore**) , Non – Plan Funds (**Rs Nil**), Sponsored Projects (**Rs 7.90 lakhs**) and, Library Books and other assets of the value of **Rs Nil** gifted to the University. The Assets have been set up by credit to Capital Fund.

3.2 In the Balance Sheet as on 31.3.15 and the Balance Sheets of earlier years, Fixed Assets created out of Plan funds and no fixed assets created out of non - plan funds. The additions during the year **Rs 21.94 Crore** from plan and the depreciation on those additions respectively have been exhibited distinctly in Sub Schedules A to the main schedule of Fixed Assets (**Schedule 4**).

3.3 Fixed assets as set out in **Schedule 4** do not include assets purchased out of funds of sponsored projects, held and used by the University, as project contracts include stipulations that all such assets purchased out of projects funds will remain the property of the sponsors.

*H. J. J.*

*Praveen Kumar*



The details of such assets are :  
(Amount in Rs.)

| Assets                         | Original Cost as on 01.04.2015 Rs . | Additions during the year Rs | Total Rs.       | Notional Depreciation Opening Balance | Notional Depreciation for the Year Rs. | Total Notional Depreciation | Total Book value on 31.03.2015 Rs. |
|--------------------------------|-------------------------------------|------------------------------|-----------------|---------------------------------------|--|-----------------------------|------------------------------------|
| Laboratory Equipment           | 96,705                              | 3,03,257                     | 3,39,962        | 7736.40                               | 31,996.96                              | 39,933.36                   | 3,60,228.64                        |
| Computers                      | 29,350                              | 3,35,243                     | 3,64,493        | 5870.00                               | 72,898.86                              | 78,768.86                   | 2,85,724.14                        |
| Office equipment               | -                                   | -                            | -               | -                                     | -                                      | -                           | -                                  |
| Furniture, Fixtures & Fittings | 25,200                              | -                            | 25,200          | 1890.00                               | 1890.00                                | 3,780.00                    | 21,420.00                          |
| <b>Total</b>                   | <b>1,51,255</b>                     | <b>6,38,500</b>              | <b>7,89,755</b> | <b>15,496.40</b>                      | <b>1,06,785.85</b>                     | <b>1,24,282.22</b>          | <b>6,67,472.78</b>                 |

4. **PATENTS:** An accounting policy in respect of expenditure on Patents was not yet evolved in the University 31.03.2015. The expenditure incurred on Patents granted during the years upto **31.03.2015** and the expenditure was **Rs Nil**.

5. **DEPOSIT LIABILITIES** – The amount outstanding as Earnest Money Deposit & Security Deposits of Rs **Nil** towards unclaimed deposits, prior to the Financial Year 2014-15 was transferred to Revenue Account and accounted as Miscellaneous Income for the year 2014-15.

6. **EXPENDITURE IN FOREIGN CURRENCY:**

- a. Travel : Nil
- b. Foreign Drafts for import of chemicals etc : Nil
- c. Others :

| SL No. | Name of the Party                          | Nature of Currency | Total Currency | Amount in INR      |
|--------|--|--------------------|----------------|--------------------|
| 01     | M/s Licor Inc                              | USD                | 39910.00       | 2460376.00         |
| 02     | M/s Tomy Digital Biology Co.               | JPY                | 1330320.00     | 782028.00          |
| 03     | M/s Thermo Electron Scientific             | USD                | 6950.00        | 431055.00          |
| 04     | M/s Towa Optics (I) Pvt Ltd.               | JPY                | 3058460.00     | 1840914.00         |
| 05     | M/s Redington Distribution Ltd             | USD                | 15300.00       | 923996.00          |
| 06     | M/s GE Healthcare Bio Sciences Ltd         | EURO               | 35250.00       | 2141029.00         |
| 07     | M/s Thermo Fisher Scientific (Asheville)   | USD                | 27000.00       | 1607670.00         |
| 08     | M/s Thermo Fisher Scientific (Asheville)   | USD                | 5040.00        | 303237.00          |
| 09     | M/s Life Technologies Holding Pte Ltd      | USD                | 280.00         | 18110.00           |
| 10     | M/s Thermo Fisher Scientific (Asheville)   | USD                | 7200.00        | 444654.00          |
| 11     | M/s Synoptics Limited                      | GBP                | 10200.00       | 1024691.00         |
| 12     | M/s Peqlab Biotechnologie GMBH             | Euro               | 10850.00       | 859135.00          |
| 13     | M/s Thermo Electron LED GMBH               | Euro               | 9000.00        | 698643.00          |
| 14     | M/s Thermo Fisher Scientific (Asheville)   | USD                | 560.00         | 36318.00           |
| 15     | M/s Miltenyi Biotech Asia Pacific Pte Ltd. | USD                | 4003.00        | 187556.00          |
|        |  | <b>Total</b>       |                | <b>13759412.00</b> |

Hoshi

Praveen Kumar





7. CURRENT ASSETS, LOANS, ADVANCES AND DEPOSITS

In the opinion of the Management, the current Assets, Loans, Advances and Deposits have a value on realization in the ordinary course, equal at least to the aggregate amount shown in the Balance Sheet.

8. The details of balances in Saving Bank Accounts, Current Accounts and Fixed Deposit Accounts with Banks are enclosed as attachment (Refer Note 7 & 8) to the Schedule of Current Assets.

9. Previous year's figures have been regrouped wherever necessary.

10. Schedules 1 to 24 are annexed to and form an integral part of the Balance Sheet at 31 March 2015 and the Income & Expenditure account for the year ended on that date.

11. A Receipts & Payments Account, of the New Pension Scheme – Tier 1 for the Year 2014-15 have been attached to the University's Accounts. Action to transfer balance held in New Pension Scheme in the University in respect of 2\*\* members will be taken up during 2015-16.

\*\* Two members are Dr. Bimal Kishore Sahoo and Sri Gopal Pandey

*H. S. S.*


*Roaven Kumar*

*h*



**CENTRAL UNIVERSITY OF BIHAR**  
**NOTES FORMING PART OF SCHEDULES**

| <b>OTHER LIABILITIES (Note - 1)</b>                 | <b>Current Year</b>  | <b>Previous Year</b>  |
|---|----------------------|-----------------------|
| SECURITY DEPOSIT (ESI EMPLOYEE, M3S)                | ₹ 24,306.00          | ₹ -                   |
| Postage, Telephone & Communication Charge Payable   | ₹ 22.00              | ₹ 22.00               |
| MEDICAL INSURANCE                                   | ₹ 11,240.00          | ₹ -                   |
| Auditors remuneration                               | ₹ -                  | ₹ 65,169.00           |
| Accrued Expenses Payable                            | ₹ -                  | ₹ 41,89,108.00        |
| Children Education Payable                          | ₹ -                  | ₹ -                   |
| Professional Charges                                | ₹ -                  | ₹ -                   |
| BANK GUARANTEE (ANGEL SCIENTIFIC)                   | ₹ 2,03,008.00        | ₹ 2,03,008.00         |
| BANK GUARANTEE (JAIN INTERNATIONAL)                 | ₹ 59,417.00          | ₹ 61,601.00           |
| BANK GUARANTTEE (GENO BIOSCIENCES PVT. LTD)         | ₹ 768.00             | ₹ 768.00              |
| BG (GENO BIOSCIENCES PVT. LTD)                      | ₹ 300.00             | ₹ 300.00              |
| B.G. (NATIONAL TRADING COMPANY)                     | ₹ 13,870.00          | ₹ 4,000.00            |
| BG (WIZERTECH INFORMATICS PVT LTD)                  | ₹ 31,029.00          | ₹ 31,029.00           |
| BG(ATOZ INFORMATICS & INSTRUMENTS)                  | ₹ 59,790.00          | ₹ -                   |
| BG (DUTTCO INSTRUMENTS)                             | ₹ 12,166.00          | ₹ -                   |
| BG (HUE SERVICE PVT LTD.)                           | ₹ 14,222.00          | ₹ -                   |
| BG (MOHINI INFOTECH PVT LTD)                        | ₹ 23,000.00          | ₹ -                   |
| BG (ZEAL INDIA CHEMICALS)                           | ₹ 2,000.00           | ₹ -                   |
| EMD (HUE SERVICE PVT LTD)                           | ₹ 10,000.00          | ₹ -                   |
| EMD (INDIA MARKETING)                               | ₹ 5,000.00           | ₹ -                   |
| EMD (MOHINI INFOTECH PVT LTD)                       | ₹ 50,000.00          | ₹ -                   |
| PERFORMANCE BANK GURANTEE (PBG)-M/S SURE SAFE SERVI | ₹ 1,00,000.00        | ₹ -                   |
| DEVELOPMENT MEET - 2015                             | ₹ 45,000.00          | ₹ -                   |
| Computer Advance                                    | ₹ 600.00             | ₹ 600.00              |
| OBC/SC/ST SCHOLARSHIP (POST MATRIC)                 | ₹ 16,489.00          | ₹ 16,489.00           |
| Mess Rebate   | ₹ 1,63,218.00        | ₹ 59,236.00           |
| PBG (GENO BIOSCIENCES PVT LTD)                      | ₹ 945.00             | ₹ -                   |
| ICRTSE - 2014                                       | ₹ 68,227.00          | ₹ -                   |
| <b>Total</b>  | <b>₹ 9,14,617.00</b> | <b>₹ 46,31,330.00</b> |


  
( Nishant Joshi )  
Section Officer(F&A)


  
( Praveen Kumar )  
Asth Registrar(F&A)

  
( CMA B.K. Pandey )  
Finance officer



| <b>STATUTORY LIABILITIES (Note - 2)</b> | <b>Current Year</b>   | <b>Previous Year</b>  |
|---|-----------------------|-----------------------|
| Duties & Taxes                          | ₹ 17,73,015.00        | ₹ 1,71,800.00         |
| Association Fund                        | ₹ 10.00               | ₹ 10.00               |
| EPF ( Employee Contribution )           | ₹ 28,564.00           | ₹ 20,799.00           |
| L.I.C. ( Salary savings Scheme)         | ₹ -                   | ₹ 100.00              |
| Teacher Welfare Fund                    | ₹ 14.00               | ₹ 14.00               |
| NPS (Employee Contribution)             | ₹ 6,36,767.00         | ₹ 6,72,169.00         |
| NPS (Employer Contribution)             | ₹ 6,36,767.00         | ₹ 6,72,169.00         |
| Arrear NPS(Employee)                    | ₹ 527.00              | ₹ 1,14,052.00         |
| Arrear NPS(Employer)                    | ₹ 527.00              | ₹ 1,14,052.00         |
| E.P.F Loan(upto June 2015)              | ₹ -                   | ₹ 4,200.00            |
| Group Insurance                         | ₹ 270.00              | ₹ 595.00              |
| VAT Deduction                           | ₹ 65,464.00           | ₹ 3,000.00            |
| CPF (Employee)                          | ₹ 13,968.00           | ₹ 12,701.00           |
| CPF (Employer)                          | ₹ 13,968.00           | ₹ 12,701.00           |
| RP 23 (DR. AMIYA PRIYAM)                | ₹ 14,67,989.00        | ₹ -                   |
| RP 2 (DR. ANTRESH KUMAR)                | ₹ 35,873.00           | ₹ -                   |
| <b>Total</b>                            | <b>₹ 46,73,723.00</b> | <b>₹ 17,98,362.00</b> |

  
( Nishant Joshi )  
Section Officer(F&A)

  
( Praveen Kumar )  
Astt Registrar(F&A)

  
( CMA B.K. Pandey )  
Finance officer



| <b>SECURITY DEPOSIT PAID (Note-3)</b> | <b>Current Year</b>   | <b>Previous Year</b> |
|---------------------------------------|-----------------------|----------------------|
| B.S.N.L. SECURITY DEPOSIT             | 24,375.00             | 24,375.00            |
| GULAB DEVI                            | 76,686.00             | 76,686.00            |
| GYAN PRAKASH                          | 99,000.00             | 99,000.00            |
| KISHORI SINGH                         | 4,00,000.00           | -                    |
| MONICA                                | 92,852.00             | 92,852.00            |
| PRABHU NANDAN PRASAD                  | 4,04,740.00           | 4,04,740.00          |
| PRAKASH YADAV & SNEH PRABHA           | 56,000.00             | 56,000.00            |
| RENUKA PALIT                          | 17,024.00             | 17,024.00            |
| SANDHYA YADAV                         | 1,26,700.00           | 1,26,700.00          |
| SEEMA CHOUDHARY                       | 96,000.00             | 96,000.00            |
| KAUSHAL KUMAR (GAYA)                  | 95,256.00             | -                    |
| <b>Total</b>                          | <b>₹ 14,88,633.00</b> | <b>₹ 9,93,377.00</b> |

**OTHER ADVANCE (Note - 4)**

| <b>Particulars</b>               | <b>Current Year</b>  | <b>Previous Year</b> |
|----------------------------------|----------------------|----------------------|
| <b>(A) General Advance</b>       |                      |                      |
| SUJEET KUMAR                     | ₹ 28,600             | 28,600.00            |
| ADITYA MOHANTY                   | ₹ 2,10,000.00        | 9,000.00             |
| DR. FIRDAUS FATIMA RIZVI         | ₹ -                  | 77,000.00            |
| DR. GAUTAM KUMAR                 | ₹ 10,000             | 10,000.00            |
| KIRAN BELA KUJUR                 | ₹ -                  | 15,000.00            |
| KUMAR KAUSHAL                    | ₹ -15                | 16,000.00            |
| NANIRAM KHATIWADA                | ₹ -                  | 48,286.00            |
| DEBADITYA BHATTACHARYA(GAYA)     | ₹ -                  | 8,000.00             |
| AMIT KUMAR                       | ₹ 6,600.00           | -                    |
| AVINASH KUMAR (LDC CARETAKER)    | ₹ 1,510.00           | -                    |
| AWADH BIHARI OJHA                | ₹ 10,000.00          | -                    |
| DR. C. L. PRABHAVATI             | ₹ 2,00,000.00        | -                    |
| DR. JITENDRA RAM                 | ₹ 2,500.00           | -                    |
| DR. NARSINGH KUMAR               | ₹ 10,000.00          | -                    |
| MD. MUDASSIR ALAM                | ₹ 24,310.00          | -                    |
| <b>(B) Imprest Advance</b>       |                      |                      |
| DR. NARSINGH KUMAR (IMPREST)     | ₹ 2,500              | 2,500.00             |
| ANJU HELEN BARA (IMPREST)        | ₹ 2,500.00           | -                    |
| DR. GAUTAM KUMAR (IMPREST)       | ₹ 23,616.00          | -                    |
| KUMAR PANKAJ (IMPREST)           | ₹ 5,000.00           | -                    |
| KUSHAL KALITA (IMPREST)          | ₹ 2,654.00           | -                    |
| PROF. ARUN KUMAR SINHA (IMPREST) | ₹ 2,000.00           | ₹ -                  |
| <b>Total (A+B)</b>               | <b>₹ 5,41,775.00</b> | <b>₹ 2,14,386.00</b> |

*Nishant Joshi*  
**( Nishant Joshi )**  
**Section Officer(F&A)**

*Praveen Kumar*  
**( Praveen Kumar )**  
**Asst Registrar(F&A)**

*B.K. Pandey*  
**( CMA B.K. Pandey )**  
**Finance officer**





**Advance to Supplier (Note - 5)**

| Particulars                      | Current Year            | Previous Year           |
|----------------------------------|-------------------------|-------------------------|
| CENTRAL UNIVERSITY OF TAMILNADU  | ₹ -                     | ₹ 4,45,583.00           |
| CUCET                            | ₹ 15,00,000.00          | ₹ 15,00,000.00          |
| DAVP                             | ₹ 2,00,000.00           | ₹ 2,00,000.00           |
| M/S D. S. SUBSCRIPTION AGENCY    | ₹ -                     | ₹ 1,61,614.00           |
| M/S GLOBE PUBLICATION PVT. LTD.  | ₹ 5,66,604.00           | ₹ 5,66,604.00           |
| PERKINELMER SINGAPORE PTE. LTD.  | ₹ 16,96,033.00          | ₹ 47,97,055.00          |
| SWAMY PUBLISHERS (P) LTD.        | ₹ 2,979.00              | ₹ 7,343.00              |
| THE LAW PUBLISHERS               | ₹ 73,659.00             | ₹ 1,08,436.00           |
| TOTAL IT SOLUTIONS PVT. LTD      | ₹ 4,14,496.00           | ₹ 11,49,378.00          |
| Ameritech Scientific Corporation | ₹ 62,52,777.00          | ₹ 62,52,777.00          |
| CID BIO SCIENCES                 | ₹ 12,80,818.00          | ₹ 12,80,818.00          |
| EURO VECTOR S P A                | ₹ -                     | ₹ 22,04,619.00          |
| ICAR UNIT: ICAR-RCER PATNA       | ₹ -                     | ₹ 15,000.00             |
| JEOL ASIA PTE LTD.               | ₹ 98,48,324.00          | ₹ 98,48,324.00          |
| LEICA MIKROSYSTEME VERTRIEB GMBH | ₹ -                     | ₹ 33,55,177.00          |
| MARUTI SUZUKI INDIA LIMITED      | ₹ 1,888.00              | ₹ 1,888.00              |
| MAURYA MOTORS LTD                | ₹ 45,000.00             | ₹ 45,000.00             |
| METROHM A G                      | ₹ -                     | ₹ 35,87,282.00          |
| MILESTONE S R L                  | ₹ 11,89,108.00          | ₹ 11,89,108.00          |
| NAROSA PUBLISHING HOUSE PVT LTD  | ₹ 60,000.00             | ₹ 60,000.00             |
| Poineers                         | ₹ 80,000.00             | ₹ 80,000.00             |
| Thermo Fisher Scientific         | ₹ 27,89,657.00          | ₹ 27,89,657.00          |
| BIG ROCK                         | ₹ 45,588.00             | ₹ -                     |
| BPCL                             | ₹ 1,33,777.00           | ₹ -                     |
| IGROUP INFOTECH INDIA PVT LTD    | ₹ 3,13,090.00           | ₹ -                     |
| Licor Inc.                       | ₹ 24,90,032.00          | ₹ -                     |
| NATIONAL CENTRE FOR CELL SCIENCE | ₹ 4,000.00              | ₹ -                     |
| TOMY DIGITAL BIOLOGY CO.         | ₹ 7,82,028.00           | ₹ -                     |
| TOWA OPTICS (NIKON CORPORATION)  | ₹ 18,40,914.00          | ₹ -                     |
| <b>Total</b>                     | <b>₹ 3,16,10,772.00</b> | <b>₹ 3,96,45,663.00</b> |


  
( Nishant Joshi )  
Section Officer(F&A)

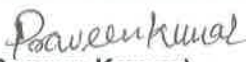
  
( Praveen Kumar )  
Asth Registrar(F&A)

  
( CMA B.K. Pandey )  
Finance officer



| <b>SECURITY DEPOSIT RECEIVED (Note-6)</b> | <b>Current Year</b>  | <b>Previous Year</b> |
|---|----------------------|----------------------|
| Astric Computer (SD)                      | 54,000.00            | 54,000.00            |
| Maniraj Travels (SD)                      | 55,000.00            | 55,000.00            |
| DDF Consultants Pvt Ltd (EMD)             | 1,00,000.00          | 1,00,000.00          |
| Magadh Tour & Travels (EMD)               | -                    | 20,000.00            |
| RITES (EMD)                               | 5,00,000.00          | 5,00,000.00          |
| Sun Motors Pvt Ltd. (EMD)                 | -                    | 25,000.00            |
| Super Travels Agency (EMD)                | -                    | 20,000.00            |
| Sure & Safe Services (EMD)                | 10,000.00            | 10,000.00            |
| ICRTSE-2014                               | -                    | 68,227.00            |
| Geno Biosciences Pvt Ltd (BG)             | -                    | 945.00               |
| EMD (ANGEL SCIENTIFIC STORE)              | 5,000.00             | -                    |
| EMD (GLOBAL BIOSCIENCES)                  | 5,000.00             | -                    |
| EMD (JAIN INTERNATIONAL)                  | 5,000.00             | -                    |
| EMD (JAIN SCIENTIFIC GLASS WORKS)         | 5,000.00             | -                    |
| EMD (JKG BIO SCIENCE PVT LTD)             | 25,000.00            | -                    |
| EMD (LIFE TECHNOLOGIES)                   | 5,000.00             | -                    |
| EMD (MADDALA INDUSTRIES)                  | 25,000.00            | -                    |
| EMD (NATIONAL TRADING COMPANY)            | 5,000.00             | -                    |
| EMD (NUCLEONE BIOSCIENCE)                 | 5,000.00             | -                    |
| EMD (RANJAN SCIENTIFIC TRADERS)           | 5,000.00             | -                    |
| EMD (RAUNAK ENTERPRISES)                  | 5,000.00             | -                    |
| EMD (SURE SAFE SERVICE)                   | 10,000.00            | -                    |
| EMD (TATA CONSULTANCY SERVICES LTD)       | 1,00,000.00          | -                    |
| EMD (UPVAN RESTAURANT)                    | 10,000.00            | -                    |
| EMD (XCELRIS)                             | 5,000.00             | -                    |
| EMD (ZEAL INDIA CHEMICALS)                | 5,000.00             | -                    |
| <b>Total</b>                              | <b>₹ 9,44,000.00</b> | <b>₹ 8,53,172.00</b> |

  
**( Nishant Joshi )**  
**Section Officer(F&A)**

  
**( Praveen Kumar )**  
**Astt Registrar(F&A)**

  
**( CMA B.K. Pandey )**  
**Finance officer**



**BALANCE WITH BANK**

| Particulars                                   | Current Year             | Previous Year            |
|---|--------------------------|--------------------------|
| <b>On Term Deposit Accounts (Note - 7)</b>    |                          |                          |
| Fixed Deposit(BOI)                            | ₹ 2,24,61,682.82         | ₹ 2,05,50,071.76         |
| Fixed Deposit(Canara Bank, Ashiana Nagar Br.) | ₹ 3,37,22,561.92         | ₹ 3,06,82,500.00         |
| FIXED DEPOSIT (IDBI BANK, Ashiana Nagar Br.)  | ₹ 11,28,64,950.00        | ₹ 10,28,41,380.00        |
| <b>Total</b>                                  | <b>₹ 16,90,49,194.74</b> | <b>₹ 15,40,73,951.76</b> |
| <b>On savings Accounts (Note - 8)</b>         |                          |                          |
| PNB savings A/c (GD A/c)                      | ₹ 18,49,106.76           | ₹ 6,38,00,026.46         |
| PNB savings A/c (Fellowship)                  | ₹ 41,28,846.08           | ₹ 35,60,991.78           |
| PNB savings A/c (HOSTAL)                      | ₹ 47,17,937.60           | ₹ 30,40,187.30           |
| PNB savings A/c (CCCP)                        | ₹ 4,48,335.60            | ₹ 77,91,910.30           |
| BOI savings A/c                               | ₹ 3,69,451.19            | ₹ 3,32,652.68            |
| SBI savings A/c                               | ₹ 78,46,55,072.39        | ₹ 35,25,27,152.39        |
| SBI GD A/C OF BV COLLEGE (GD4)                | ₹ 2,72,35,964.00         | ₹ -                      |
| CUB-LC A/C (CANARA BANK)                      | ₹ 18,16,374.91           | ₹ -                      |
| CUB MESS A/C (SBI BVCC)                       | ₹ 48,974.00              | ₹ -                      |
| IDBI Saving A/c                               | ₹ 85,01,759.00           | ₹ 14,85,542.00           |
| CUSB ADMISSION A/C (SBI A/C 34807920951)      | ₹ 6,000.00               | ₹ -                      |
| PNB RECRUITMENT A/C                           | ₹ 1,650.00               | ₹ 10,000.00              |
| Canara Bank Savings A/c gaya (Mess A/c)       | ₹ 8,20,760.00            | ₹ 7,75,562.00            |
| Canara Bank Savings A/c gaya                  | ₹ 23,91,396.45           | ₹ 3,64,496.00            |
| Canara Bank Savings A/c gaya (Mess Main A/c)  | ₹ 73,600.00              | ₹ 73,600.00              |
| <b>Total (A)</b>                              | <b>₹ 83,70,65,227.98</b> | <b>₹ 43,37,62,120.91</b> |
| IDBI BANK CUB RP-1                            | ₹ 1,17,839.00            | ₹ 2,78,816.00            |
| IDBI BANK CUB RP-2                            | ₹ 3,56,028.00            | ₹ 6,12,137.00            |
| IDBI BANK CUB RP-3                            | ₹ 5,69,635.00            | ₹ 5,47,516.00            |
| IDBI BANK CUB RP-4                            | ₹ 3,33,701.00            | ₹ 3,75,884.00            |
| IDBI BANK CUB RP-5                            | ₹ 5,25,657.00            | ₹ 5,05,241.00            |
| IDBI BANK CUB RP-6                            | ₹ 2,081.00               | ₹ 5,47,516.00            |
| IDBI BANK CUB RP-7                            | ₹ 5,69,635.00            | ₹ 5,47,516.00            |
| IDBI BANK CUB RP-8                            | ₹ 5,69,635.00            | ₹ 5,47,516.00            |
| IDBI BANK CUB RP-9                            | ₹ 4,68,614.00            | ₹ 5,47,516.00            |
| IDBI BANK CUB RP-10                           | ₹ 2,66,506.00            | ₹ 5,27,236.00            |
| IDBI BANK CUB RP-11                           | ₹ 4,12,840.00            | ₹ 4,78,447.00            |
| IDBI BANK CUB RP-12                           | ₹ 4,09,124.00            | ₹ 5,22,480.00            |
| IDBI BANK CUB RP-13                           | ₹ 3,56,604.00            | ₹ 4,22,197.00            |
| IDBI BANK CUB RP-14                           | ₹ 4,50,423.00            | ₹ 5,27,430.00            |
| IDBI BANK CUB RP-15                           | ₹ 5,69,635.00            | ₹ 5,47,516.00            |
| IDBI BANK CUB RP-16                           | ₹ 5,50,253.00            | ₹ 5,71,401.00            |
| IDBI BANK CUB RP-17                           | ₹ 6,25,746.00            | ₹ 6,01,447.00            |
| IDBI BANK CUB RP-18                           | ₹ 5,84,948.00            | ₹ 6,01,447.00            |
| IDBI BANK CUB RP-19                           | ₹ 11,82,949.00           | ₹ 10,97,197.00           |
| IDBI BANK CUB RP-20                           | ₹ 12,26,789.00           | ₹ -                      |

*H.K.**Praveen Kumar*



|                         |   |                        |   |                        |
|-------------------------|---|------------------------|---|------------------------|
| IDBI BANK CUB RP-21     | ₹ | 4,42,984.00            | ₹ | 6,01,447.00            |
| IDBI BANK CUB RP-22     | ₹ | 1,59,072.00            | ₹ | 2,25,542.00            |
| IDBI BANK CUB RP-23     | ₹ | 3,75,627.00            | ₹ | -                      |
| IDBI BANK CUB RP-24     | ₹ | 38,55,713.00           | ₹ | -                      |
| IDBI BANK CUB RP-25     | ₹ | 5,58,987.00            | ₹ | -                      |
| IDBI BANK CUB RP-26     | ₹ | 13,37,433.00           | ₹ | -                      |
| IDBI BANK CUB RP-27     | ₹ | 11,66,127.00           | ₹ | -                      |
| IDBI BANK CUB RP-28     | ₹ | 10,07,014.00           | ₹ | -                      |
| IDBI BANK CUB RP-29     | ₹ | 2,28,220.00            | ₹ | -                      |
| CUB ENCORE SCHEME       | ₹ | 2,30,067.00            | ₹ | -                      |
| BABU JAGJIVAN RAM CHAIR | ₹ | 1,546.00               | ₹ | -                      |
| <b>Total (B)</b>        | ₹ | <b>1,95,11,432.00</b>  | ₹ | <b>1,12,33,445.00</b>  |
| <b>Total (A+B)</b>      | ₹ | <b>85,65,76,659.98</b> | ₹ | <b>44,49,95,565.91</b> |

*Nishant Joshi*  
 ( Nishant Joshi )  
 Section Officer(F&A)

*Praveen Kumar*  
 ( Praveen Kumar )  
 Astt Registrar(F&A)

*B.K. Pandey*  
 ( CMA B.K. Pandey )  
 Finance officer





**CENTRAL UNIVERSITY OF SOUTH BIHAR-PATNA**

**RECEIPT & PAYMENT ACCOUNT**

PERIOD FROM 01.04.2014 TO 31.03.2015

| PARTICULARS                   | Amt. In Rs.                | PARTICULARS                    | Amt. In Rs.                |
|-------------------------------|----------------------------|--------------------------------|----------------------------|
| <b>OPENING BALANCE</b>        |                            | <b>PAYMENT</b>                 |                            |
| Cash in hand                  | ₹ -                        | Staff Payments & Benefits      | ₹ 9,63,53,698.00           |
| Fixed Deposits                | ₹ 15,00,00,000.00          | Academic Expenses              | ₹ 1,33,68,415.00           |
| Bank A/c with Scheduled Banks | ₹ 43,37,62,120.91          | Recurring expenses             | ₹ 4,03,30,290.35           |
| <b>RECEIPT</b>                |                            | Purchase of fixed assets       | ₹ 20,57,09,680.62          |
| Grant (UGC)                   | ₹ 75,15,50,122.00          | Payment to Current Liabilities | ₹ 1,46,99,642.00           |
| Grant other than UGC          | ₹ 47,21,641.00             | Loans & Advances               | ₹ 67,76,427.00             |
| Academic Receipts             | ₹ 1,44,22,309.00           | Tfr. To Project A/c            | ₹ 1,19,18,676.00           |
| Other Income                  | ₹ 39,77,980.00             | <b>CLOSING BALANCE</b>         |                            |
| Bank Interest                 | ₹ 2,24,93,522.84           | Cash in hand                   | ₹ -                        |
|                               |                            | Fixed Deposits**               | ₹ 15,47,07,638.80          |
|                               |                            | Bank A/c with Scheduled Banks* | ₹ 83,70,65,227.98          |
| <b>GRAND TOTAL</b>            | ₹ <b>1,38,09,27,696.75</b> | <b>GRAND TOTAL</b>             | ₹ <b>1,38,09,27,696.75</b> |

| <b>**Breakup of principal value of Fixed Deposits Details</b> |                          | <b>*Breakup of Bank Wise Bank Balance as 31.03.2015</b> |                          |
|---|--------------------------|---|--------------------------|
| Fixed Deposit(BOI)  | 2,18,83,054.80           | PNB savings A/c (GD A/c)                                | ₹ 18,49,106.76           |
| Fixed Deposit(Canara Bank)                                    | 3,28,24,584.00           | SBI savings A/c Palna Secretariat Br                    | ₹ 78,46,55,072.39        |
| FIXED DEPOSIT (IDBI BANK)                                     | ₹ 10,00,00,000.00        | BOI savings A/c   | ₹ 3,69,451.19            |
| <b>Total</b>  | ₹ <b>15,47,07,638.80</b> | SBI savings A/c BVCC Br                                 | ₹ 2,72,35,964.00         |
|   |                          | CUB LC A/c  | ₹ 18,16,374.91           |
|   |                          | PNB savings A/c (Fellowship)                            | ₹ 41,28,846.08           |
|   |                          | PNB RECRUITMENT A/C                                     | ₹ 1,650.00               |
|   |                          | SBI Admlsion A/c BVCC Br                                | ₹ 6,000.00               |
|   |                          | IDBI Saving A/c   | ₹ 85,01,759.00           |
|   |                          | PNB savings A/c (HOSTAL)                                | ₹ 47,17,937.60           |
|   |                          | CUB Mess A/c BVCC Br                                    | ₹ 48,974.00              |
|   |                          | PNB savings A/c (CCCP)                                  | ₹ 4,48,335.60            |
|   |                          | Canara Bank Savings A/c (Main) (Gaya)                   | ₹ 23,91,396.45           |
|   |                          | Canara Bank Savings A/c (Main Mess)                     | ₹ 73,600.00              |
|   |                          | Canara Bank Savings A/c (Mess) (Gaya)                   | ₹ 8,20,760.00            |
|   |                          | <b>Total</b>  | ₹ <b>83,70,65,227.98</b> |

*Hoshi*

*Poojita Kumar*



**CENTRAL UNIVERSITY OF SOUTH BIHAR**  
**RECEIPT & PAYMENT ACCOUNT FOR THE PERIOD FROM 01.04.2014 TO 31.03.2015**

| Particulars        | Main                     | Revenue Receipt       | Hostel              | CUB MESS PATNA   | CUB CCCP A/c          | CUB GAYA            | CUB HOSTEL MESS GAYA | Total                    | Particulars                          | Main                     | Revenue Receipt       | Hostel              | CUB MESS PATNA   | CUB CCCP A/c          | CUB GAYA            | CUB HOSTEL MESS GAYA | Total                    |
|--------------------|--------------------------|-----------------------|---------------------|------------------|-----------------------|---------------------|----------------------|--------------------------|--------------------------------------|--------------------------|-----------------------|---------------------|------------------|-----------------------|---------------------|----------------------|--------------------------|
| <b>RECEIPT</b>     |                          |                       |                     |                  |                       |                     |                      |                          | <b>PAYMENT</b>                       |                          |                       |                     |                  |                       |                     |                      |                          |
| Opening Balance:-  | 41,66,59,831.53          | 50,56,533.78          | 30,40,187.30        | -                | 77,91,910.30          | 3,64,496.00         | 9,49,162.00          | 43,37,62,120.91          | Start Payments & Benefits            | 9,62,63,846.00           | -                     | -                   | -                | -                     | 89,852.00           | -                    | 9,63,53,698.00           |
| Fixed Deposits O/B | 15,00,00,000.00          |                       |                     |                  |                       |                     |                      | 15,00,00,000.00          | Academic Expenses                    | 1,25,49,151.00           | 6,65,615.00           | -                   | -                | -                     | 1,53,649.00         | -                    | 1,33,68,415.00           |
| Grant              | 75,15,50,122.00          |                       |                     |                  | 47,21,641.00          |                     |                      | 75,62,71,763.00          | Recurring expenses                   | 3,55,82,755.70           | 30,914.70             | 132.70              | -                | 3,78,031.70           | 14,10,272.55        | 29,28,183.00         | 4,03,30,990.35           |
| Grant (UNICEF)     |                          |                       |                     |                  |                       |                     |                      | 75,62,71,763.00          | Purchase of fixed assets             | 20,40,99,894.62          | -                     | -                   | -                | -                     | 16,09,798.00        | -                    | 20,57,09,693.22          |
| Academic Receipts  |                          | 72,61,235.00          | 13,19,975.00        | 44,812.00        | -                     | 29,22,906.00        | 28,73,381.00         | 1,44,22,309.00           | Payment to Current Liabilities       | 1,46,99,642.00           | -                     | -                   | -                | -                     | -                   | -                    | 1,46,99,642.00           |
| CUB PATNA          |                          |                       |                     |                  |                       | 25,00,000.00        |                      | 25,00,000.00             | Advance paid to others               | 63,16,773.00             | -                     | -                   | -                | -                     | 4,59,654.00         | -                    | 67,76,427.00             |
| Fellowship Account |                          |                       |                     |                  |                       |                     |                      | 25,00,000.00             | General Development Account          |                          |                       |                     |                  |                       |                     |                      |                          |
| Other Income       | 31,41,904.00             | 5,01,408.00           | 84,000.00           | -                | -                     | 1,50,668.00         | 1,00,000.00          | 39,77,980.00             | CUB GAYA                             | 25,00,000.00             |                       |                     |                  | 1,19,16,676.00        |                     |                      | 25,00,000.00             |
| Bank Interest      | 2,12,83,812.84           | 5,15,608.00           | 2,73,908.00         | 4,162.00         | 2,28,492.00           | 1,76,540.00         |                      | 2,24,93,522.84           | Yr. To Project A/c                   |                          |                       |                     |                  |                       |                     |                      | 1,19,16,676.00           |
|                    |                          |                       |                     |                  |                       |                     |                      | 39,77,980.00             | Closing Balance:-                    |                          |                       |                     |                  |                       |                     |                      |                          |
|                    |                          |                       |                     |                  |                       |                     |                      | 2,24,93,522.84           | Cash in hand                         |                          |                       |                     |                  |                       |                     |                      |                          |
|                    |                          |                       |                     |                  |                       |                     |                      | 15,47,07,639.80          | Fixed Deposits                       | 15,47,07,639.80          |                       |                     |                  |                       |                     |                      | 15,47,07,639.80          |
|                    |                          |                       |                     |                  |                       |                     |                      |                          | Bank A/c with Scheduled Banks:-      |                          |                       |                     |                  |                       |                     |                      |                          |
|                    |                          |                       |                     |                  |                       |                     |                      |                          | PNB SAVING A/C Rajabazar Br (34858)  | 18,49,106.76             | 6,000.00              |                     |                  |                       |                     |                      | 18,55,106.76             |
|                    |                          |                       |                     |                  |                       |                     |                      |                          | PNB SAVING A/C 39163 (Revenue Rept.) |                          | 41,29,848.08          |                     |                  |                       |                     |                      | 41,29,848.08             |
|                    |                          |                       |                     |                  |                       |                     |                      |                          | PNB SAVING A/C 39154 (HOSTEL)        |                          | 1,650.00              | 47,17,937.60        |                  |                       |                     |                      | 47,19,587.60             |
|                    |                          |                       |                     |                  |                       |                     |                      |                          | BOI Saving Ramnagri Br (2297)        | 3,69,451.19              |                       |                     |                  |                       |                     |                      | 3,69,451.19              |
|                    |                          |                       |                     |                  |                       |                     |                      |                          | SBI Patna Secretariat Br (5501)      | 78,46,55,072.39          |                       |                     |                  |                       |                     |                      | 78,46,55,072.39          |
|                    |                          |                       |                     |                  |                       |                     |                      |                          | IDBI Bank A/c                        |                          | 85,01,759.00          |                     |                  |                       |                     |                      | 85,01,759.00             |
|                    |                          |                       |                     |                  |                       |                     |                      |                          | SBI BVCC BRANCH                      | 2,72,35,994.00           |                       |                     | 48,974.00        |                       |                     |                      | 2,72,35,994.00           |
|                    |                          |                       |                     |                  |                       |                     |                      |                          | CUB LC A/c                           | 18,16,374.91             |                       |                     |                  |                       |                     |                      | 18,16,374.91             |
|                    |                          |                       |                     |                  |                       |                     |                      |                          | CUB GAYA                             |                          |                       |                     |                  |                       | 20,91,396.45        |                      | 20,91,396.45             |
|                    |                          |                       |                     |                  |                       |                     |                      |                          | CUB CCCP A/c                         |                          |                       |                     |                  | 4,48,335.60           |                     |                      | 4,48,335.60              |
| <b>Total</b>       | <b>1,34,26,45,870.37</b> | <b>1,33,34,784.78</b> | <b>47,18,070.30</b> | <b>48,974.00</b> | <b>1,27,43,043.30</b> | <b>61,14,910.00</b> | <b>38,22,543.00</b>  | <b>1,38,34,27,695.75</b> | <b>Total</b>                         | <b>1,34,26,45,870.37</b> | <b>1,33,34,784.78</b> | <b>47,18,070.30</b> | <b>48,974.00</b> | <b>1,27,43,043.30</b> | <b>61,14,910.00</b> | <b>38,22,543.00</b>  | <b>1,38,34,27,695.75</b> |

*Ugdi*

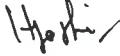
*Poojari Kumar*

*h*



**CENTRAL UNIVERSITY OF SOUTH BIHAR**  
**RECEIPT & PAYMENT ACCOUNT -PROJECT**  
**PERIOD FROM 01.04.2014 TO 31.03.2015**

| PARTICULARS                   | Amt. in Rs.             | PARTICULARS                           | Amt. in Rs.             |
|-------------------------------|-------------------------|---------------------------------------|-------------------------|
| <b>OPENING BALANCE</b>        |                         | <b>PAYMENT</b>                        |                         |
| Cash in hand                  | ₹ -                     | Expenses Made Against Grant           | ₹ 19,47,479.00          |
| Fixed Deposits                | ₹ 11,73,506.83          | Payment to Current Liability          | ₹ 61,300.00             |
| Bank A/c with Scheduled Banks | ₹ 1,12,33,445.00        | Loans & Advances                      | ₹ 29,51,430.00          |
|                               |                         | Purchase of fixed assets              | ₹ 6,38,500.00           |
|                               |                         | Amount returned to UGC/funding agency | ₹ 7,49,006.00           |
| <b>RECEIPT</b>                |                         | <b>CLOSING BALANCE</b>                |                         |
| Projects Related Grants       | ₹ 1,29,92,827.00        | Cash in hand                          | ₹ -                     |
| Bank Interest                 | ₹ 6,96,232.00           | Fixed Deposits                        | ₹ 2,67,331.42           |
| Interest on Term Deopsit      | ₹ 21,107.59             | Bank A/c with IDBI Bank               | ₹ 1,95,11,432.00        |
| Other Receipt                 | ₹ 9,360.00              |                                       |                         |
| <b>GRAND TOTAL</b>            | <b>₹ 2,61,26,478.42</b> | <b>GRAND TOTAL</b>                    | <b>₹ 2,61,26,478.42</b> |

  
**( Nishant Joshi )**  
**Section Officer(F&A)**

  
**(Praveen Kumar)**  
**Astt Registrar(F&A)**

  
**(CMA B.K. Pandey)**  
**Finance officer**



**CENTRAL UNIVERSITY OF SOUTH BIHAR**  
**RECEIPT & PAYMENT ACCOUNT (Project A/c wise)**  
**PERIOD FROM 01.04.2014 TO 31.03.2015**

| PARTICULARS                | RP-1                | RP-2                | RP-3               | RP-4               | RP-5               | RP-6               | RP-7               | RP-8               | RP-9               | RP-10              | RP-11              | RP-12              | RP-13              | RP-14              | RP-15              |
|----------------------------|---------------------|---------------------|--------------------|--------------------|--------------------|--------------------|--------------------|--------------------|--------------------|--------------------|--------------------|--------------------|--------------------|--------------------|--------------------|
| <b>(A) OPENING BALANCE</b> |                     |                     |                    |                    |                    |                    |                    |                    |                    |                    |                    |                    |                    |                    |                    |
| Cash in hand               |                     |                     |                    |                    |                    |                    |                    |                    |                    |                    |                    |                    |                    |                    |                    |
| Fixed Deposits             | 11,73,506.83        |                     |                    |                    |                    |                    |                    |                    |                    |                    |                    |                    |                    |                    |                    |
| Bank A/c with              | 2,78,816.00         | 6,12,137.00         | 5,47,516.00        | 3,75,884.00        | 5,05,241.00        | 5,47,516.00        | 5,47,516.00        | 5,47,516.00        | 5,47,516.00        | 5,27,236.00        | 4,78,447.00        | 5,22,480.00        | 4,22,197.00        | 5,27,430.00        | 5,47,516.00        |
| Scheduled Banks            |                     |                     |                    |                    |                    |                    |                    |                    |                    |                    |                    |                    |                    |                    |                    |
| <b>Total (A)</b>           | <b>14,52,322.83</b> | <b>6,12,137.00</b>  | <b>5,47,516.00</b> | <b>3,75,884.00</b> | <b>5,05,241.00</b> | <b>5,47,516.00</b> | <b>5,47,516.00</b> | <b>5,47,516.00</b> | <b>5,47,516.00</b> | <b>5,27,236.00</b> | <b>4,78,447.00</b> | <b>5,22,480.00</b> | <b>4,22,197.00</b> | <b>5,27,430.00</b> | <b>5,47,516.00</b> |
| <b>(B) RECEIPT</b>         |                     |                     |                    |                    |                    |                    |                    |                    |                    |                    |                    |                    |                    |                    |                    |
| Projects Related           |                     |                     |                    |                    |                    |                    |                    |                    |                    |                    |                    |                    |                    |                    |                    |
| Grants                     | 1,99,606.00         | 5,00,000.00         |                    |                    |                    |                    |                    |                    |                    |                    |                    |                    |                    |                    |                    |
| Bank Interest              | 6,382.00            | 16,542.00           | 22,119.00          | 13,496.00          | 20,416.00          | 2,081.00           | 22,119.00          | 22,119.00          | 20,848.00          | 16,753.00          | 18,712.00          | 17,956.00          | 15,671.00          | 17,736.00          | 22,119.00          |
| Interest on Term           | 21,107.59           |                     |                    |                    |                    |                    |                    |                    |                    |                    |                    |                    |                    |                    |                    |
| Other Receipt              |                     |                     |                    |                    |                    |                    |                    |                    |                    |                    |                    |                    |                    |                    |                    |
| <b>Total (B)</b>           | <b>2,27,095.59</b>  | <b>5,16,542.00</b>  | <b>22,119.00</b>   | <b>13,496.00</b>   | <b>20,416.00</b>   | <b>2,081.00</b>    | <b>22,119.00</b>   | <b>22,119.00</b>   | <b>20,848.00</b>   | <b>25,123.00</b>   | <b>18,712.00</b>   | <b>18,946.00</b>   | <b>15,671.00</b>   | <b>17,736.00</b>   | <b>22,119.00</b>   |
| <b>Total (A+B)</b>         | <b>16,79,418.42</b> | <b>11,28,679.00</b> | <b>5,69,635.00</b> | <b>3,89,380.00</b> | <b>5,25,657.00</b> | <b>5,49,597.00</b> | <b>5,69,635.00</b> | <b>5,69,635.00</b> | <b>5,68,364.00</b> | <b>5,52,359.00</b> | <b>4,97,159.00</b> | <b>5,41,426.00</b> | <b>4,37,868.00</b> | <b>5,45,166.00</b> | <b>5,69,635.00</b> |
| <b>(C) PAYMENT</b>         |                     |                     |                    |                    |                    |                    |                    |                    |                    |                    |                    |                    |                    |                    |                    |
| Expenses Made              | 3,41,452.00         | 2,86,523.00         |                    | 40,702.00          |                    |                    |                    |                    |                    | 1,43,553.00        |                    | 5,850.00           | 81,264.00          | 750.00             |                    |
| Against Grant              |                     |                     |                    |                    |                    |                    |                    |                    |                    |                    |                    |                    |                    |                    |                    |
| Payment to Current         | 28,800.00           | 19,200.00           |                    |                    |                    |                    |                    |                    |                    | 13,300.00          |                    |                    |                    |                    |                    |
| Liabilities                |                     |                     |                    |                    |                    |                    |                    |                    |                    |                    |                    |                    |                    |                    |                    |
| Loans & Advances           | 9,23,596.00         | 4,66,928.00         |                    |                    |                    |                    |                    |                    |                    |                    |                    | 27,500.00          |                    |                    |                    |
| Purchase of fixed          |                     |                     |                    |                    |                    |                    |                    |                    |                    |                    |                    |                    |                    |                    |                    |
| Security Deposit Paid      |                     |                     |                    | 14,977.00          |                    |                    |                    |                    |                    |                    |                    |                    |                    |                    |                    |
| Amount returned to         |                     |                     |                    |                    |                    |                    |                    |                    |                    |                    |                    |                    |                    |                    |                    |
| UGC/funding agency         |                     |                     |                    |                    |                    | 5,47,516.00        |                    |                    |                    |                    |                    |                    |                    |                    |                    |
| <b>Total (C)</b>           | <b>12,94,248.00</b> | <b>7,72,651.00</b>  |                    | <b>55,679.00</b>   |                    | <b>5,47,516.00</b> |                    |                    | <b>99,750.00</b>   | <b>1,29,000.00</b> | <b>84,319.00</b>   | <b>1,32,302.00</b> | <b>81,264.00</b>   | <b>94,743.00</b>   |                    |
| <b>(D) CLOSING BALANCE</b> |                     |                     |                    |                    |                    |                    |                    |                    |                    |                    |                    |                    |                    |                    |                    |
| Cash in hand               |                     |                     |                    |                    |                    |                    |                    |                    |                    |                    |                    |                    |                    |                    |                    |
| Fixed Deposits             | 2,67,331.42         |                     |                    |                    |                    |                    |                    |                    |                    |                    |                    |                    |                    |                    |                    |
| Bank A/c with              | 1,17,839.00         | 3,56,028.00         | 5,69,635.00        | 3,33,701.00        | 5,25,657.00        | 2,081.00           | 5,69,635.00        | 5,69,635.00        | 4,68,614.00        | 2,66,506.00        | 4,12,840.00        | 4,09,124.00        | 3,56,604.00        | 4,50,423.00        | 5,69,635.00        |
| Scheduled Banks            |                     |                     |                    |                    |                    |                    |                    |                    |                    |                    |                    |                    |                    |                    |                    |
| <b>Total (C+D)</b>         | <b>16,79,418.42</b> | <b>11,28,679.00</b> | <b>5,69,635.00</b> | <b>3,89,380.00</b> | <b>5,25,657.00</b> | <b>5,49,597.00</b> | <b>5,69,635.00</b> | <b>5,69,635.00</b> | <b>5,68,364.00</b> | <b>5,52,359.00</b> | <b>4,97,159.00</b> | <b>5,41,426.00</b> | <b>4,37,868.00</b> | <b>5,45,166.00</b> | <b>5,69,635.00</b> |

*(Signature)*  
 (Nishant Joshi)  
 Section Officer(F&A)

*(Signature)*  
 (Praveen Kumar)  
 Asstt Registrar(F&A)

*(Signature)*  
 (CMA B.K. Pandey)  
 Finance officer





**CENTRAL UNIVERSITY OF SOUTH BIHAR**  
**RECEIPT & PAYMENT ACCOUNT (Project A/c wise)**  
**PERIOD FROM 01.04.2014 TO 31.03.2015**

| PARTICULARS                                | RP-16              | RP-17              | RP-18              | RP-19               | RP-20               | RP-21              | RP-22              | RP-23               | RP-24               | RP-25              | RP-26               | RP-27               | RP-28               | RP-29              | Babu Jaghvan<br>Ram Chair | ENCORE             | TOTAL                 |
|--|--------------------|--------------------|--------------------|---------------------|---------------------|--------------------|--------------------|---------------------|---------------------|--------------------|---------------------|---------------------|---------------------|--------------------|---------------------------|--------------------|-----------------------|
| <b>(A) OPENING BALANCE</b>                 |                    |                    |                    |                     |                     |                    |                    |                     |                     |                    |                     |                     |                     |                    |                           |                    |                       |
| Cash in hand                               | -                  | -                  | -                  | -                   | -                   | -                  | -                  | -                   | -                   | -                  | -                   | -                   | -                   | -                  | -                         | -                  | -                     |
| Fixed Deposits                             | -                  | -                  | -                  | -                   | -                   | -                  | -                  | -                   | -                   | -                  | -                   | -                   | -                   | -                  | -                         | -                  | 11,73,506.83          |
| Bank A/c with<br>Scheduled Banks           | 5,71,401.00        | 6,01,447.00        | 6,01,447.00        | 10,97,197.00        | -                   | 6,01,447.00        | 2,25,542.00        | -                   | -                   | -                  | -                   | -                   | -                   | -                  | -                         | -                  | 1,12,33,445.00        |
| <b>Total (A)</b>                           | <b>5,71,401.00</b> | <b>6,01,447.00</b> | <b>6,01,447.00</b> | <b>10,97,197.00</b> |                     | <b>6,01,447.00</b> | <b>2,25,542.00</b> |                     |                     |                    |                     |                     |                     |                    |                           |                    | <b>1,24,06,951.83</b> |
| <b>(B) RECEIPT</b>                         |                    |                    |                    |                     |                     |                    |                    |                     |                     |                    |                     |                     |                     |                    |                           |                    |                       |
| Projects Related                           |                    |                    |                    |                     |                     |                    |                    |                     |                     |                    |                     |                     |                     |                    |                           |                    |                       |
| Grants                                     |                    |                    |                    | 3,50,000.00         | 14,97,000.00        |                    |                    | 18,35,000.00        | 37,71,000.00        | 6,00,000.00        | 13,30,000.00        | 12,56,150.00        | 10,00,000.00        | 2,27,920.00        | 2,00,000.00               | 2,26,151.00        | 1,29,92,877.00        |
| Bank Interest                              | 22,482.00          | 24,299.00          | 24,055.00          | 42,756.00           | 44,850.00           | 21,367.00          | 8,471.00           | 86,888.00           | 1,19,920.00         | 10,111.00          | 7,433.00            | 14,265.00           | 7,014.00            | 300.00             | 3,036.00                  | 3,916.00           | 6,96,232.00           |
| Interest on Term<br>Other Receipt          | -                  | -                  | -                  | -                   | -                   | -                  | -                  | -                   | -                   | -                  | -                   | -                   | -                   | -                  | -                         | -                  | -                     |
| <b>Total (B)</b>                           | <b>22,482.00</b>   | <b>24,299.00</b>   | <b>24,055.00</b>   | <b>3,92,756.00</b>  | <b>15,41,850.00</b> | <b>21,367.00</b>   | <b>8,471.00</b>    | <b>19,21,888.00</b> | <b>38,90,920.00</b> | <b>6,10,111.00</b> | <b>13,37,433.00</b> | <b>12,70,415.00</b> | <b>10,07,014.00</b> | <b>2,28,220.00</b> | <b>2,05,036.00</b>        | <b>2,30,067.00</b> | <b>9,560,000.00</b>   |
| <b>Total (A+B)</b>                         | <b>5,93,883.00</b> | <b>6,25,746.00</b> | <b>6,25,502.00</b> | <b>14,89,953.00</b> | <b>15,41,850.00</b> | <b>6,22,814.00</b> | <b>2,34,013.00</b> | <b>19,21,888.00</b> | <b>38,90,920.00</b> | <b>6,10,111.00</b> | <b>13,37,433.00</b> | <b>12,70,415.00</b> | <b>10,07,014.00</b> | <b>2,28,220.00</b> | <b>2,05,036.00</b>        | <b>2,30,067.00</b> | <b>1,37,19,576.59</b> |
| <b>(C) PAYMENT</b>                         |                    |                    |                    |                     |                     |                    |                    |                     |                     |                    |                     |                     |                     |                    |                           |                    |                       |
| Expenses Made<br>Against Grant             | 31,130.00          |                    | 7,295.00           | 2,32,754.00         | 3,15,061.00         | 1,79,830.00        | 74,941.00          | 78,272.00           | 35,207.00           | 51,124.00          |                     | 41,771.00           |                     |                    |                           |                    | 19,47,479.00          |
| Payment to Current<br>Liabilities          | -                  | -                  | -                  | -                   | -                   | -                  | -                  | -                   | -                   | -                  | -                   | -                   | -                   | -                  | -                         | -                  | -                     |
| Loans & Advances                           |                    |                    | 2,500.00           |                     |                     |                    |                    | 14,67,989.00        |                     |                    |                     |                     |                     |                    |                           |                    | 61,300.00             |
| Purchase of fixed<br>Security Deposit Paid | 12,500.00          |                    | 30,759.00          | 74,250.00           |                     |                    |                    |                     |                     |                    |                     |                     |                     |                    |                           |                    | 29,51,430.00          |
| Amount returned to<br>UGC/funding agency   |                    |                    |                    |                     |                     |                    |                    |                     |                     |                    |                     |                     |                     |                    |                           |                    | 6,38,500.00           |
| <b>Total (C)</b>                           | <b>43,630.00</b>   |                    | <b>40,554.00</b>   | <b>3,07,004.00</b>  | <b>3,15,061.00</b>  | <b>1,79,830.00</b> | <b>74,941.00</b>   | <b>15,46,261.00</b> | <b>35,207.00</b>    | <b>51,124.00</b>   |                     | <b>1,04,288.00</b>  |                     |                    | <b>2,01,490.00</b>        |                    | <b>7,49,006.00</b>    |
| <b>(D) CLOSING<br/>BALANCE</b>             |                    |                    |                    |                     |                     |                    |                    |                     |                     |                    |                     |                     |                     |                    |                           |                    |                       |
| Cash in hand                               |                    |                    |                    |                     |                     |                    |                    |                     |                     |                    |                     |                     |                     |                    |                           |                    |                       |
| Fixed Deposits                             |                    |                    |                    |                     |                     |                    |                    |                     |                     |                    |                     |                     |                     |                    |                           |                    |                       |
| Bank A/c with<br>Scheduled Banks           | 5,50,253.00        | 6,25,746.00        | 5,84,948.00        | 11,82,949.00        | 12,26,789.00        | 4,42,984.00        | 1,59,072.00        | 3,75,627.00         | 38,55,713.00        | 5,58,987.00        | 13,37,433.00        | 11,66,127.00        | 10,07,014.00        | 2,28,220.00        | 1,546.00                  | 2,30,067.00        | 2,67,331.42           |
| <b>Total (C+D)</b>                         | <b>5,83,883.00</b> | <b>6,25,746.00</b> | <b>6,25,502.00</b> | <b>14,89,953.00</b> | <b>15,41,850.00</b> | <b>6,22,814.00</b> | <b>2,34,013.00</b> | <b>19,21,888.00</b> | <b>38,90,920.00</b> | <b>6,10,111.00</b> | <b>13,37,433.00</b> | <b>12,70,415.00</b> | <b>10,07,014.00</b> | <b>2,28,220.00</b> | <b>2,03,036.00</b>        | <b>2,30,067.00</b> | <b>2,61,26,478.42</b> |

*Nishant Joshi*  
 ( Nishant Joshi )  
 Section Officer(F&A)

*Praveen Kumar*  
 (Praveen Kumar)  
 Asst Registrar(F&A)

*(CMA B.K. Pandey)*  
 Finance officer



**CENTRAL UNIVERSITY OF SOUTH BIHAR-PATNA**  
**NPS TIER I ACCOUNT**  
**RECEIPT & PAYMENT ACCOUNT**  
**PERIOD FROM 01.04.2014 TO 31.03.2015**

| Receipt                                 | Amt. In Rs.      | Payment                              | Amt. in Rs.      |
|---|------------------|--------------------------------------|------------------|
| <b>OPENING BALANCE as on 01.04.2014</b> |                  | <b>PAYMENT</b>                       |                  |
| NPS Employees Contribution              | ₹ 6,72,169.00    | Investment                           | ₹ -              |
| NPS Employers Contribution              | ₹ 6,72,169.00    | Withdrawal/Refund to NSDL            | ₹ -              |
| Arrear NPS Employees Contribution       | ₹ 1,14,052.00    | NPS Employees Contribution           | ₹ 67,78,335.00   |
| Arrear NPS Employers Contribution       | ₹ 1,14,052.00    | NPS Employers Contribution           | ₹ 67,78,335.00   |
| Total Opening                           | ₹ 16,72,442.00   | Arrear NPS Employees Contribution    | ₹ 1,81,228.00    |
| <b>NPS Tier I Account</b>               |                  | Arrear NPS Employers Contribution    | ₹ 1,81,228.00    |
| NPS Employees Contribution              | ₹ 67,42,933.00   |                                      |                  |
| NPS Employers Contribution              | ₹ 67,42,933.00   | <b>CLOSING BALANCE</b>               |                  |
| Arrear NPS Employees Contribution       | ₹ 67,703.00      | NPS Employees Contribution           | ₹ 6,36,767.00    |
| Arrear NPS Employers Contribution       | ₹ 67,703.00      | NPS Employers Contribution           | ₹ 6,36,767.00    |
| Interest Received on Investment         | ₹ -              | Arrear NPS Employees Contribution    | ₹ 527.00         |
| Interest on Saving bank A/c             | ₹ -              | Arrear NPS Employers Contribution    | ₹ 527.00         |
| Investment Encashed                     | ₹ -              | Total Closing Balance as on 31.03.15 | ₹ 12,74,588.00   |
| <b>GRAND TOTAL</b>                      | ₹ 1,51,93,714.00 | <b>GRAND TOTAL</b>                   | ₹ 1,51,93,714.00 |

*Hoshi*

*Praveen Kumar*

*[Signature]*



| Assets Purchased (01/04/2014 to 31/03/2015) | Patna                    | Gaya                  | Total                    |
|---|--------------------------|-----------------------|--------------------------|
| Land  | 0.00                     | 0                     | ₹ -                      |
| Buildings                                   | 0.00                     | 0                     | ₹ -                      |
| COMPUTER & PERIFERALS                       | ₹ 31,46,572.00           | ₹ 4,600.00            | ₹ 31,51,172.00           |
| Electric Installation                       | ₹ 9,51,770.00            | ₹ 3,14,051.00         | ₹ 12,65,821.00           |
| FURNITURE & FIXTURE                         | ₹ 33,92,383.00           | ₹ 12,08,723.00        | ₹ 46,01,106.00           |
| Office Equipments Fax, Photostat            | ₹ 64,733.00              | ₹ -                   | ₹ 64,733.00              |
| VEHICLE                                     | ₹ 4,15,638.00            | ₹ -                   | ₹ 4,15,638.00            |
| Laboratory EQUIPMENT                        | ₹ 2,48,83,854.00         | ₹ 82,412.00           | ₹ 2,49,66,266.00         |
| Library Books                               | ₹ 40,03,175.00           | ₹ -                   | ₹ 40,03,175.00           |
| SOFTWARE                                    | ₹ 10,73,086.00           | ₹ -                   | ₹ 10,73,086.00           |
| SPORTS EQUIPMENT                            | ₹ 42,670.00              | ₹ -                   | ₹ 42,670.00              |
| <b>Total</b>                                | ₹ <b>3,79,73,881.00</b>  | ₹ <b>16,09,786.00</b> | ₹ <b>3,95,83,667.00</b>  |
| Capital WIP                                 |                          |                       |                          |
| Environmental clearence                     | ₹ 5,00,000.00            |                       | ₹ 5,00,000.00            |
| ARCHITECT FEE (BUILDING)                    | ₹ 27,87,711.00           |                       | ₹ 27,87,711.00           |
| PMC FEE (BUILDING)                          | ₹ 1,08,10,883.00         |                       | ₹ 1,08,10,883.00         |
| RITES LIMITED-CUB PROJECT FUND A/C          | ₹ 16,57,80,000.00        |                       | ₹ 16,57,80,000.00        |
| <b>Total</b>                                | ₹ <b>17,98,78,594.00</b> | ₹ -                   | ₹ <b>17,98,78,594.00</b> |

*Nishant Joshi*

( Nishant Joshi )  
Section Officer(F&A)

*Praveen kumar*

( Praveen Kumar )  
Asth Registrar(F&A)

*B.K. Pandey*

( CMA B.K. Pandey )  
Finance officer

